



# Weekly Flu Surveillance Report

Week 01 - December 31st, 2023-January 6th, 2024

## Disclaimer

Most cases of influenza are not reportable in the state of Texas, thus the data in this report was collected from hospitals, clinics, and schools throughout the region who have agreed to voluntarily submit data.

## Definitions

**ILI:** Influenza-Like Illness. This is an illness that resembles the flu, but has not been confirmed. **Rapid:** These tests are typically done in-house to quickly test for influenza. **PCR:** These tests are generally more precise than rapid tests and are performed at the DSHS state lab and many commercial labs to confirm a case of influenza.

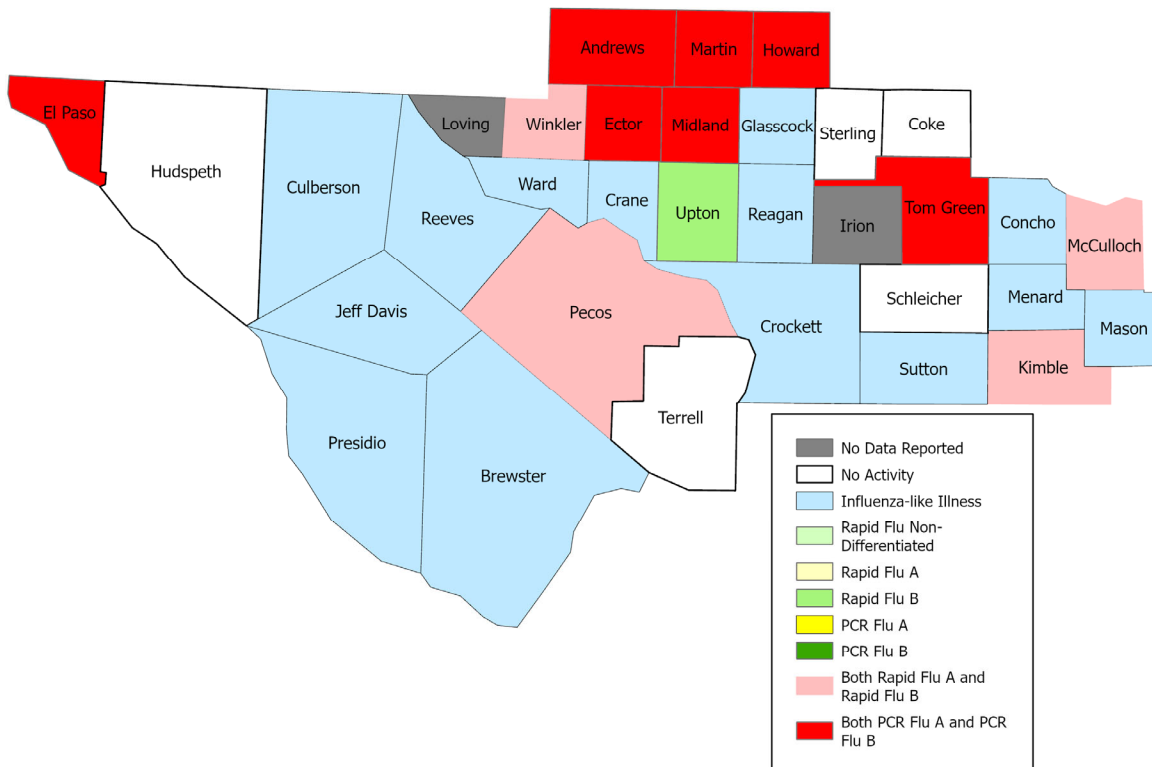
## Summary Data

Condition	Week 01	Week 52	Week 51
Number of Counties Reporting (36 total)	↔ 34	34	36
Number of Counties Reporting ILI	↓ 22	24	21
Number of Counties Reporting High Levels of ILI*	↓ 14	15	14
Number of Counties Reporting Flu A	↓ 11	12	9
Number of Counties Reporting Flu B	↑ 12	11	8
Number of Counties Reporting Flu A & Flu B	↔ 11	11	8

The arrows represent changes from the previous week. A sideways arrow means there was no change in that condition.

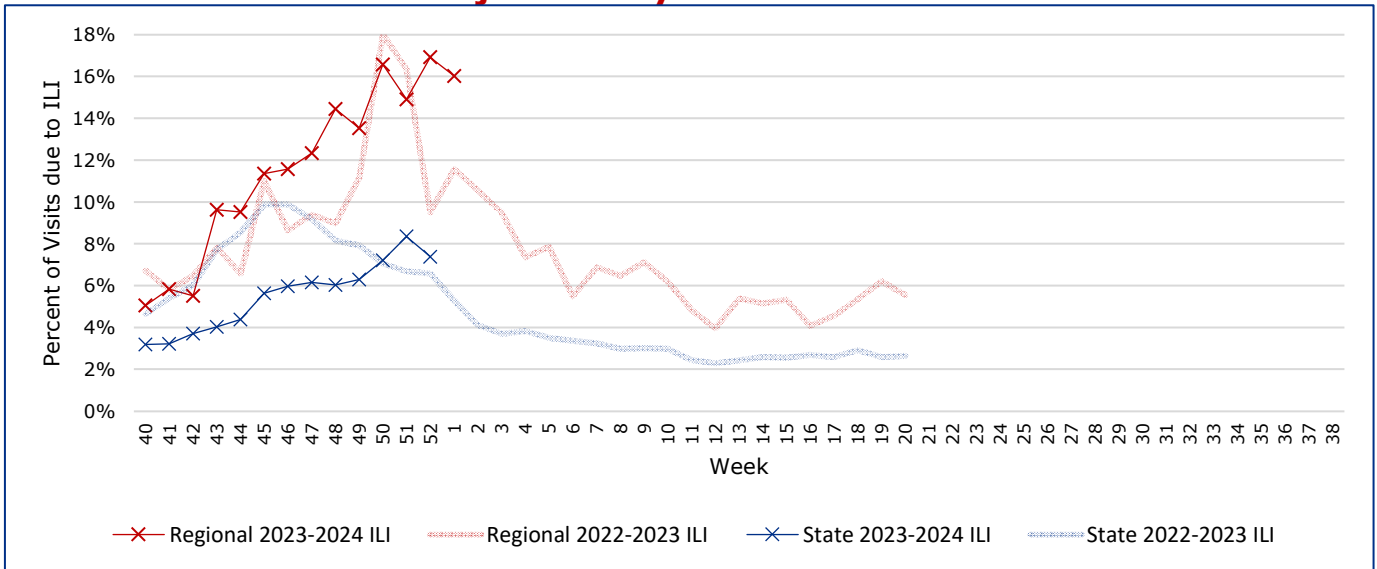
\*Counties with total percent of visits due to ILI above 4.0% for the week are considered to have high/abnormal levels.

## Map of Regional Flu Activity



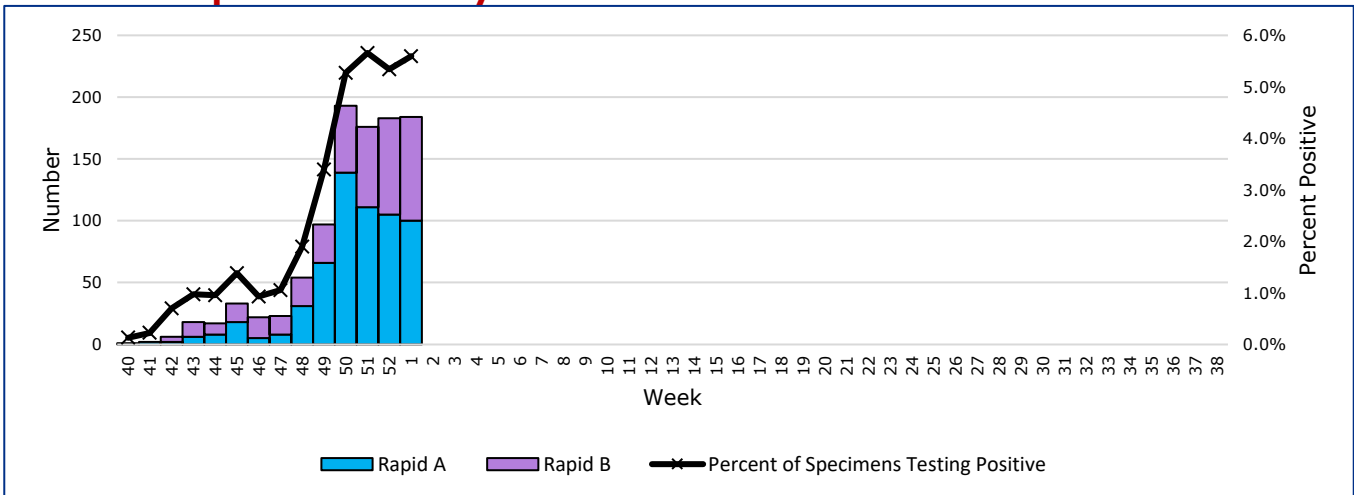
The map above depicts the previous week's reports of flu or influenza-like illness activity in each county. The legend on the bottom right of the map describes the meaning of each color.

## Influenza-Like Illness Projections by Week



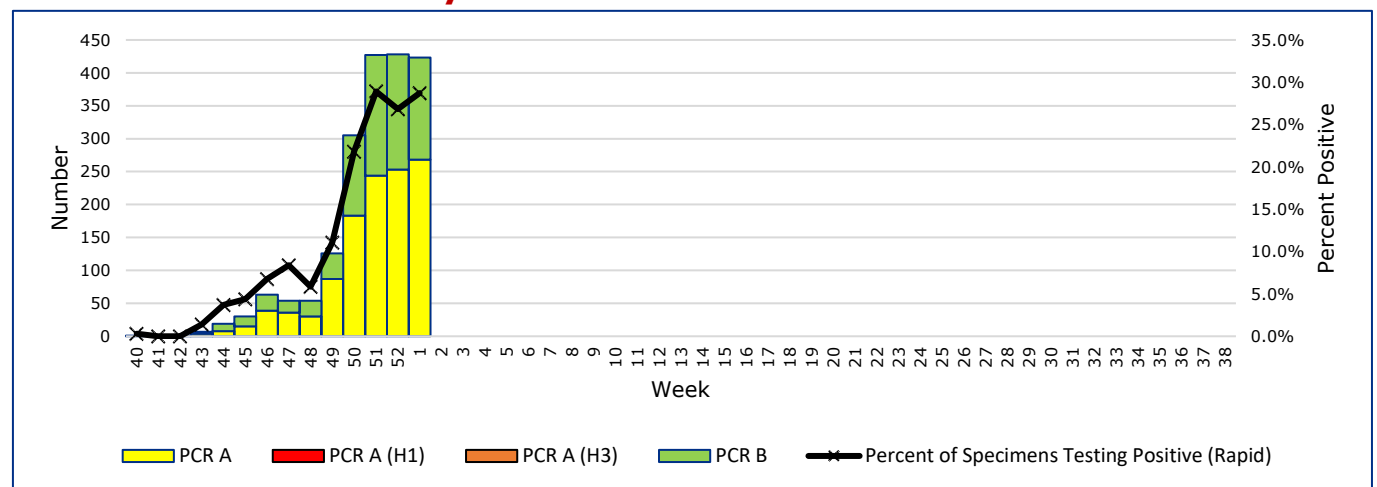
This chart documents the percentage of patient visits that were due to ILI at hospitals and clinics around the region, excluding confirmed COVID cases. It compares our region's data with the state's data and also compares to last flu season.

## Positive Rapid Flu Tests by Week



This chart documents the number of rapid tests that have come back positive for flu A and flu B each week throughout the region.

## Positive PCR Flu Tests by Week



This chart documents the number of PCR tests that have come back positive for flu A and flu B each week throughout the region.

## Flu Data by County

County	Week 01				Week 52				Week 51			
	Patient Visits	% with ILI	Flu A	Flu B	Patient Visits	% with ILI	Flu A	Flu B	Patient Visits	% with ILI	Flu A	Flu B
Andrews	589	21%	28	8	540	29%	33	7	677	23%	38	14
Borden	3	0%	0	0	1	0%	0	0	1	0%	0	0
Brewster	77	0%	0	0	86	0%	0	0	91	0%	0	0
Coke	1	0%	0	0	2	0%	0	0	10	0%	0	0
Concho	16	0%	0	0	17	0%	0	0	24	0%	0	0
Crane	42	0%	0	0	49	0%	0	0	40	0%	0	0
Crockett	13	0%	0	0	7	0%	0	0	11	0%	0	0
Culberson	9	0%	0	0	14	0%	0	0	8	0%	0	0
Dawson	186	0%	0	0	163	0%	0	0	204	0%	0	0
Ector	5714	38%	156	114	5323	39%	156	99	5447	37%	142	119
El Paso	7113	0%	28	4	7642	0%	0	0	8566	0%	0	0
Gaines	177	0%	0	0	183	0%	0	0	184	0%	0	0
Glasscock	13	8%	0	0	8	13%	0	0	22	18%	0	0
Howard	598	5%	3	3	581	7%	4	6	639	8%	4	1
Hudspeth	11	0%	0	0	14	0%	0	0	12	0%	0	0
Irion	0		0	0	2	0%	0	0	4	0%	0	0
Jeff Davis	21	0%	0	0	20	0%	0	0	12	0%	0	0
Kimble	140	19%	1	1	113	23%	3	0	139	8%	0	0
Loving	0		0	0	0		0	0	2	0%	0	0
McCulloch	86	88%	8	6	95	82%	6	3	99	82%	6	0
Martin	195	12%	1	4	152	17%	1	2	256	17%	5	1
Mason	34	0%	0	0	31	0%	0	0	31	0%	0	0
Menard	8	0%	0	0	8	0%	0	0	6	0%	0	0
Midland	2962	19%	96	61	3128	21%	95	87	3312	21%	105	83
Pecos	661	17%	7	5	629	14%	8	12	160	0%	0	0
Presidio	39	0%	0	0	35	0%	0	0	20	0%	0	0
Reagan	20	0%	0	0	27	0%	0	0	23	0%	0	0
Reeves	195	0%	0	0	161	0%	0	0	253	0%	0	0
Schleicher	4	0%	0	0	1	0%	0	0	3	0%	0	0
Sterling	5	0%	0	0	0		0	0	1	0%	0	0
Sutton	19	0%	0	0	22	0%	0	0	10	0%	0	0
Terrell	8	0%	0	0	4	0%	0	0	2	0%	0	0
Tom Green	1396	2%	31	20	1521	4%	33	20	1441	3%	36	21
Upton	118	19%	0	2	123	22%	1	3	150	24%	3	3
Ward	175	0%	0	0	505	46%	8	4	160	0%	0	0
Winkler	407	30%	9	11	381	30%	10	10	426	28%	16	6
<b>Total</b>	<b>21055</b>	<b>16.4%</b>	<b>368</b>	<b>239</b>	<b>21588</b>	<b>16.6%</b>	<b>358</b>	<b>253</b>	<b>22446</b>	<b>14.5%</b>	<b>355</b>	<b>248</b>

## **Flu-Associated Pediatric Deaths & Outbreaks**

No flu-associated pediatric deaths have been reported in PHR 9/10 this flu season. In PHR 9/10, no flu outbreaks have been reported for Week 01.

**For a more comprehensive look at respiratory illnesses circulating throughout Texas, please visit: <https://www.dshs.texas.gov/influenza-flu-provider-information/influenza-flu-surveillance/2023-2024-texas-influenza-surveillance-activity> and select the "Current Flu Activity Report"**