

7.c. GETAC Disaster Preparedness and Response Committee

Chair: Eric Epley, NREMT-P, CEM

Vice-Chair: Wanda Helgesen, RN



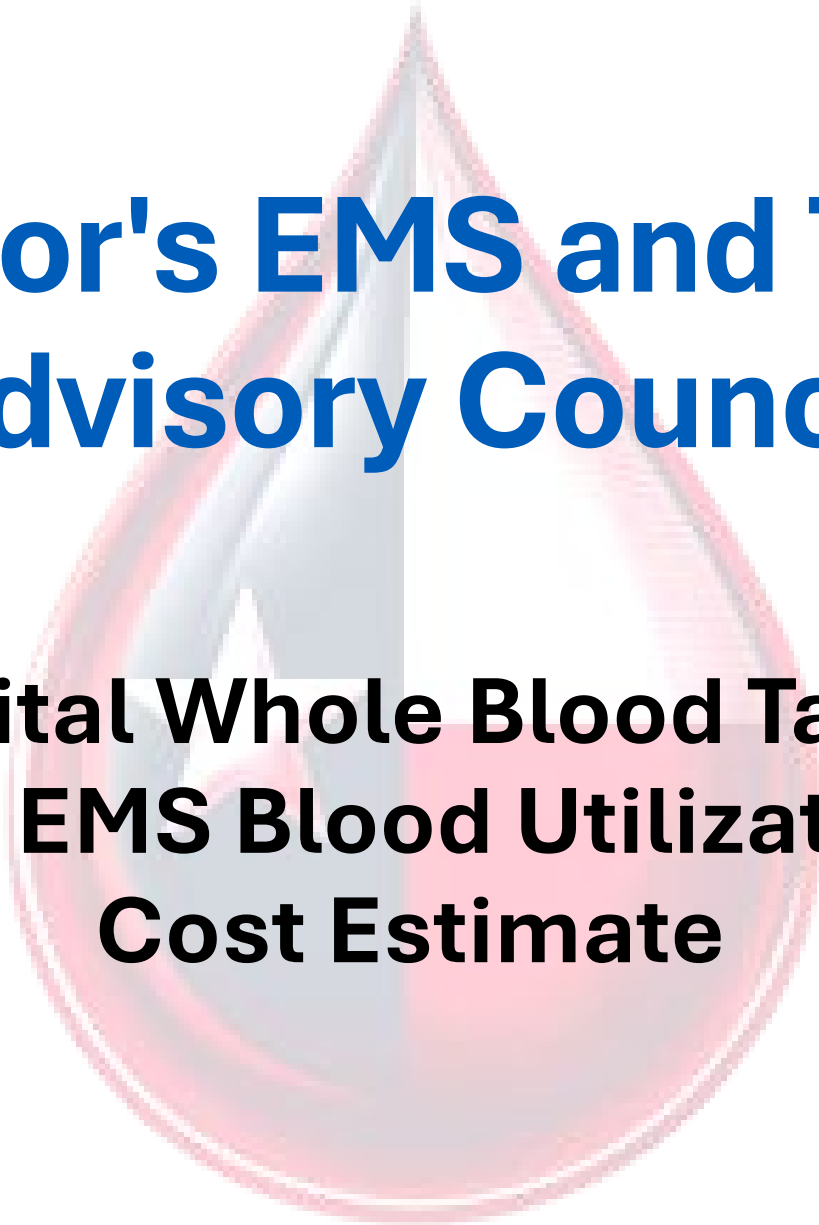
Texas Department of State
Health Services

November 2024 Mtg Summary

- EMTF Program update, incl End of Year report
- Pulsara and wristband update
- Pre-hospital Whole Blood Task Force update incl WB utilization and prediction report (attached)

7.c.A. Update: Pre-hospital Whole Blood Task Force





Governor's EMS and Trauma Advisory Council

Pre-Hospital Whole Blood Task Force: State EMS Blood Utilization & Cost Estimate

Presented November 22, 2024, GETAC PHWBTF

First, we looked at the TSA-P / STRAC Whole Blood Utilization Data (robust dataset over 2-year period, all blood administered prehospital, medical and trauma)



Aggregate 2yr Total WB Utilization – pulled directly from STRAC regional utilization data; example Frontier Counties:

- a. There are 6 frontier counties in the STRAC region
- b. We have data on 1 of the 6 frontier counties
- c. Average = sum of units used monthly divided by 1 county

Number of counties – simple count by population category

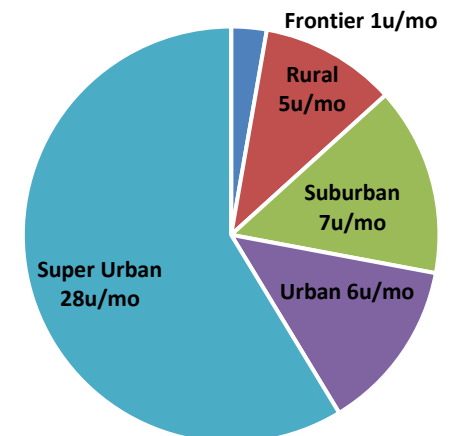
Monthly Total WB Utilization – Sum of Monthly Average plus Air Medical* Utilization

- a. *Air Medical WB Utilization is based on % of Utilization across the Frontier, Rural, and Suburban Counties.

Estimated Monthly Cost Per Unit – (Monthly Total WB Utilization X Number of Counties) X \$500.00

Estimated Annual Cost – Estimated Monthly Cost X 12

Monthly Est. Total WB Utilization



Next, we applied the same math to the State (using the robust STRAC Data Set, same math, same starting point)

Population (2023)	Population Category	Aggregate 2yr Total WB Utilization	Monthly Average WB Utilization (Agg2yr/24)	Add Air Medical WB Utilization*	Monthly Total WB Utilization (Avg+AM)	# Counties/ State (254)	Estimated Monthly Cost Per Unit \$500 (Mo Ut*# Co)	Estimated Annual Cost (Mo Cost*12)
< 10,000	Frontier	12.00	0.50	0.82	1.32	92	\$ 60,704.92	\$ 728,459.02
10,001 - 50,000	Rural	46.00	1.92	3.14	5.06	89	\$ 225,114.07	\$ 2,701,368.85
50,001 - 99,999	Suburban	64.00	2.67	4.37	7.04	30	\$ 105,573.77	\$ 1,266,885.25
100,000 - 999,999	Urban	154.00	6.42	NA	6.42	36	\$ 115,500.00	\$ 1,386,000.00
1M-2.99M	Super Urban	676.00	28.17	NA	28.17	6	\$ 84,500.00	\$ 1,014,000.00
≥3M	HOU-BER URBAN	NA	29.50	NA	29.50	1	\$ 14,750.00	\$ 177,000.00
TOTALS		952.00	69.17	8.33	77.50		\$ 606,142.76	\$ 7,273,713.11

Aggregate 2yr Total WB Utilization – pulled directly from STRAC regional utilization data; example Frontier Counties:

- There are 6 frontier counties in the STRAC region
- We have data on 1 of the 6 frontier counties
- Average = sum of units used monthly divided by 1 county

Number of counties – simple count by population category

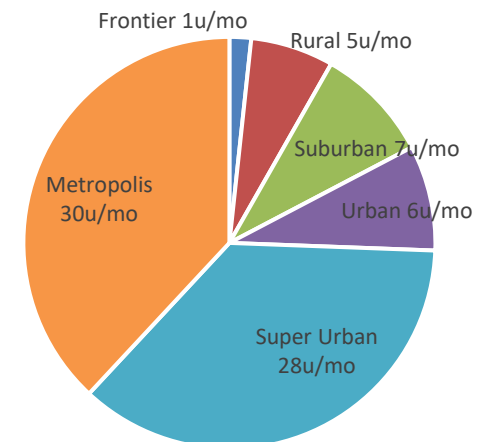
Monthly Total WB Utilization – Sum of Monthly Average plus Air Medical* Utilization

- *Air Medical WB Utilization is based on % of Utilization across the Frontier, Rural, and Suburban Counties.

Estimated Monthly Cost Per Unit – (Monthly Total WB Utilization X Number of Counties) X \$500.00

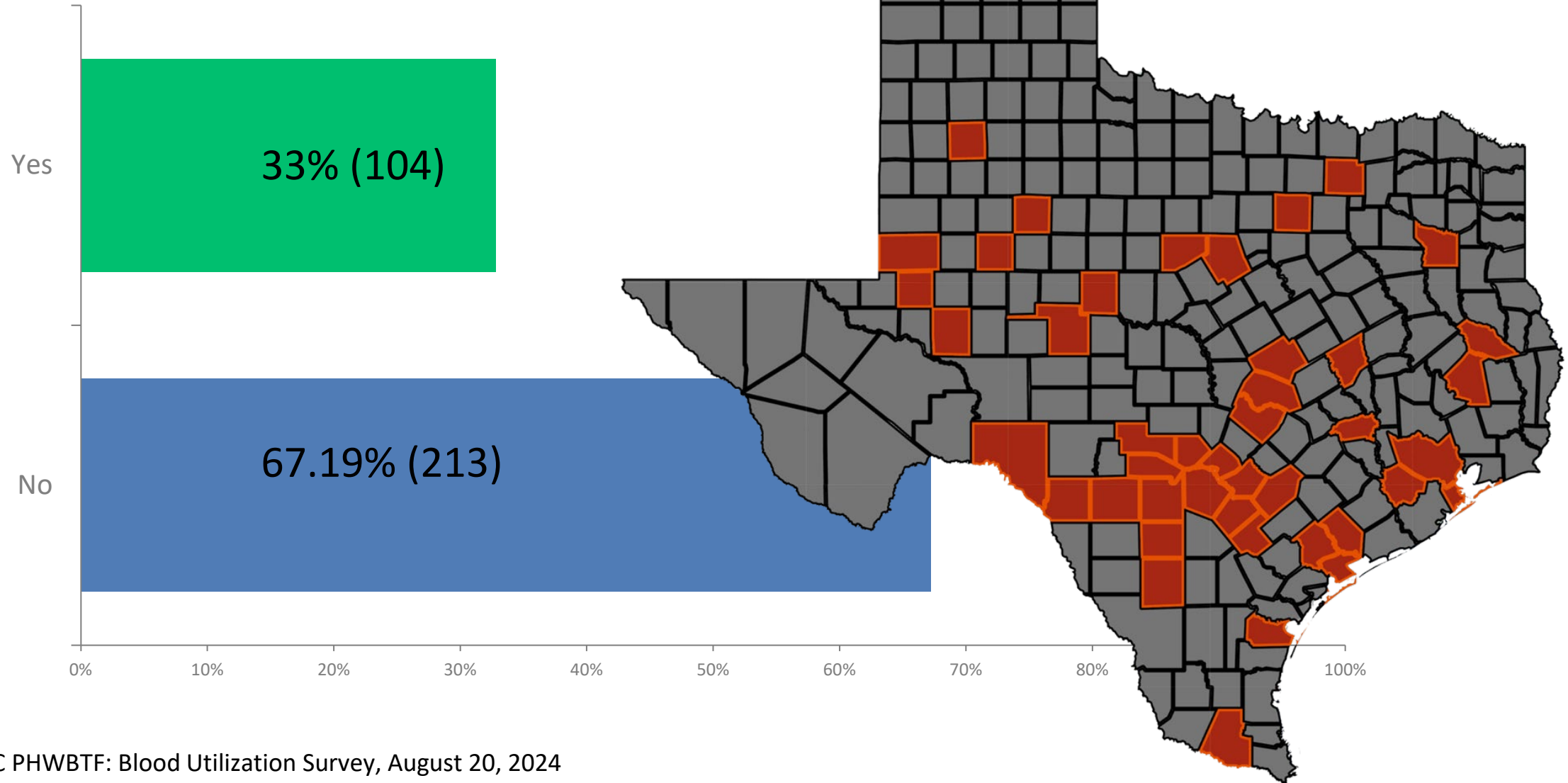
Estimated Annual Cost – Estimated Monthly Cost X 12

Monthly Est. Total WB Utilization



From the Survey Monkey data presented at the August GETAC PHWBTF, we asked how many Prehospital agencies currently have whole blood programs.

Answered: 317 Skipped: 0



Each EMTF Region has at least one Level I Trauma Center that could potentially be used as a Blood Bank:



TX EMTF 1

Lead RAC: Panhandle RAC
TSAs: A & B ~ HSR 1
www.PanhandleRAC.com

TX EMTF 2

Lead RAC: NCTTRAC
TSAs: C, D, & E ~ HSR 2/3
www.NCTTRAC.org

TX EMTF 4

Lead RAC: Piney Woods RAC
TSAs: F & G ~ HSR 4/5N
www.RAC-G.org

TX EMTF 6

Lead RAC: SETRAC
TSAs: H, Q, & R ~ HSR 6/5S
www.SETRAC.org

TX EMTF 7

Lead RAC: Capital Area Trauma RAC
TSAs: L, M, N, & O ~ HSR 7
www.CATRAC.org/EMTF

TX EMTF 8

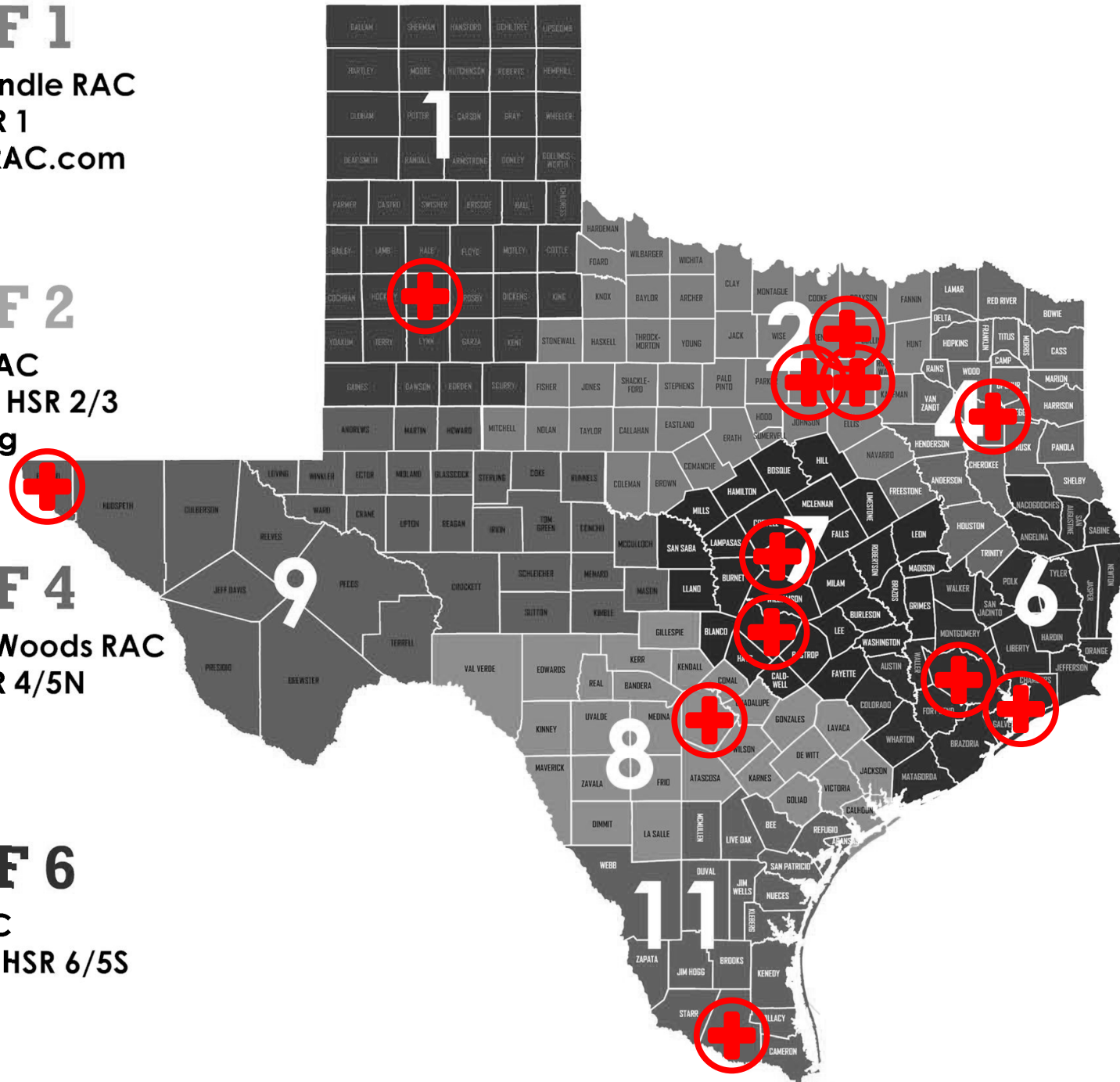
Lead RAC: STRAC
TSAs: P & S ~ HSR 8
www.STRAC.org

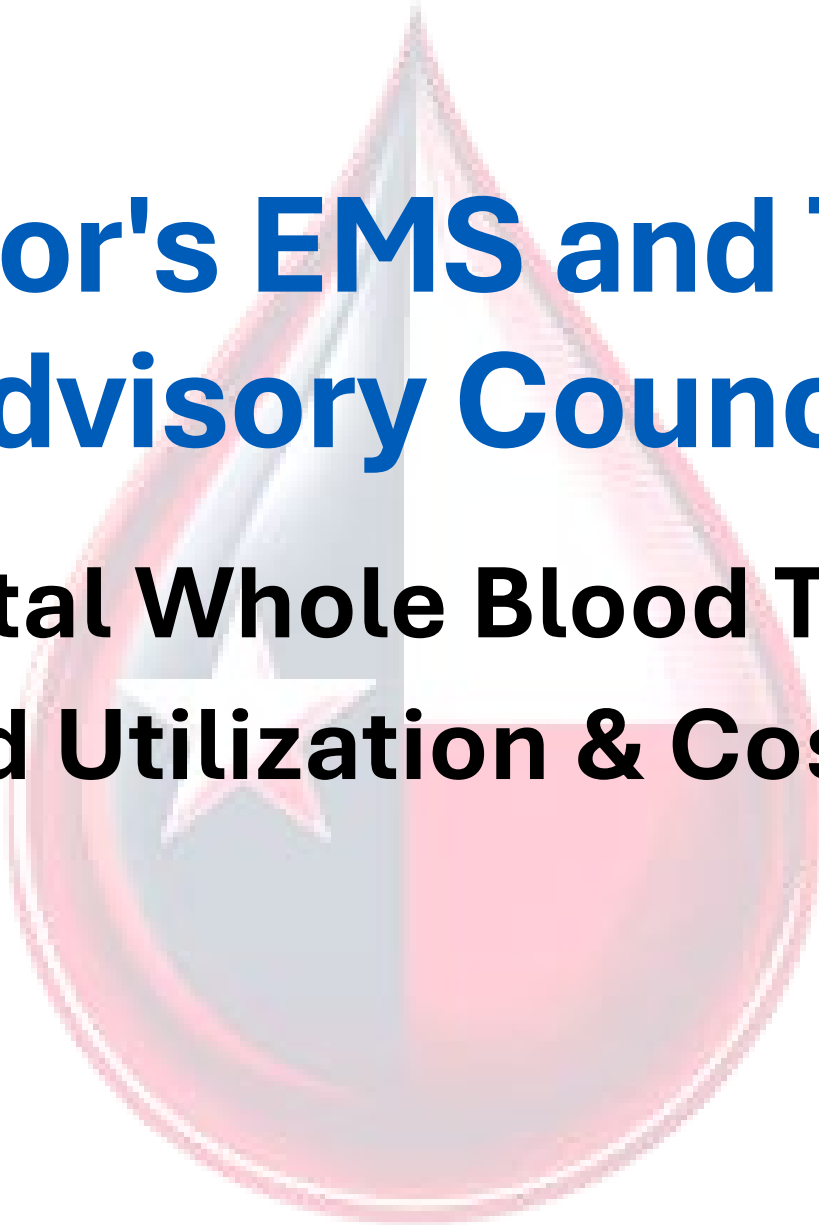
TX EMTF 9

Lead RAC: Border RAC
TSAs: I, J, & K ~ HSR 9/10
www.BorderRAC.org

TX EMTF 11

Lead RAC: CBRAC
TSAs: T, U, & V ~ HSR 11
www.CBRAC.org





Governor's EMS and Trauma Advisory Council

**Pre-Hospital Whole Blood Task Force:
State Blood Utilization & Cost Estimate**

Questions?

Presented November 22, 2024