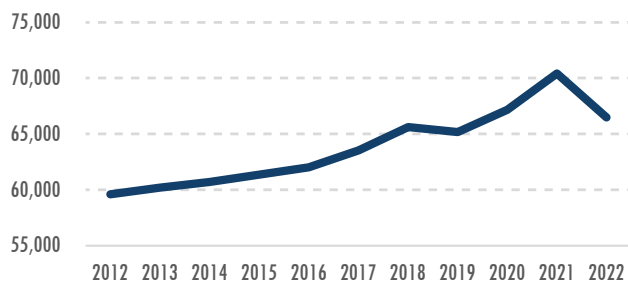


### Emergency Medical Services Personnel Growth Trends

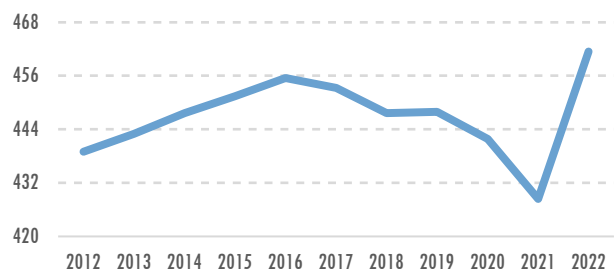
This fact sheet is an overview of the trends, distribution, and demographics of emergency medical services personnel (EMS) in Texas. In 2022, there were 66,468 actively licensed EMS in Texas.

- This number represented a 4.6% increase since 2017 and an 11.5% increase since 2012 (Figure 1).
- The ratio of the Texas population per one EMS in 2012 was 439:1 and in 2022 it was 461:1. The ratio has increased by 5.1% over the past 10 years (Figure 2).<sup>1</sup>

**Figure 1. Total EMS in Texas**

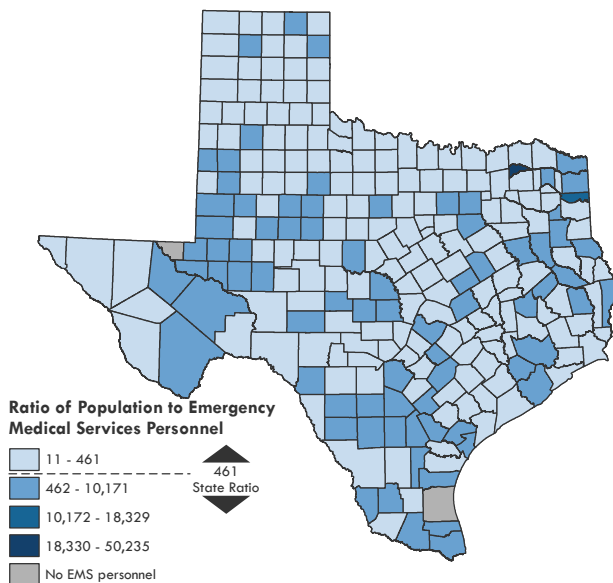


**Figure 2. Ratio of Texas Population to EMS<sup>1</sup>**



### Geographic Distribution of Emergency Medical Services Personnel

**Figure 3. Ratio of Texas Population to EMS by County<sup>1</sup>**



**Table 1. Ratio of Texas Population to EMS by Geographic Designation<sup>1</sup>**

Geographic Designation	Ratio of Population to EMS
Metropolitan	473:1
Non-metropolitan	378:1
Border	488:1
Non-border	459:1
Texas	461:1

EMS were not evenly distributed throughout the state.

- The ratio of the population to EMS was higher in metropolitan counties than non-metropolitan counties.
- The ratio of the population to EMS was higher in border counties than non-border counties.
- 2 counties had no EMS (Figure 3).

<sup>1</sup>Population numbers are sourced from the Texas Demographic Center (previously the Texas State Data Center). The center regularly updates the demographic projections therefore, population numbers for a particular year may differ depending on the date the data was retrieved.

# Demographics of Emergency Medical Services Personnel

## Age Distribution

Within 10 years, 9.8% of the current Texas EMS workforce will be over 65 years of age.

- 1.7% of active EMS in Texas were over 65 years of age in 2022.
- 15.7% of EMS were 31-35 years of age (Figure 4).

Figure 4. Age Distribution of EMS

