



**2017 DSHS Arbovirus Activity Report  
Week #49 (ending December 08, 2017)  
Report Date: December 12, 2017**

**Table 1. 2017 Arbovirus Activity Summary, Texas, Weeks 1-49**

Disease	Positive Mosquito Pools	Avian	Equine	Sentinel Chicken	Human						TOTAL
					Febrile Illness	Neurologic Illness	Severe Dengue	TOTAL (HUMAN)	Deaths	PVD <sup>2</sup>	
California Serogroup <sup>1</sup>	1							0			1
Chikungunya					12			12			12
Dengue					29		1	30			30
Eastern Equine Encephalitis			2	6				0			8
St. Louis Encephalitis	1			1				0			2
West Nile	1041	3	15		47	82		129	5	14	1188
Zika <sup>3</sup>										2	0
<b>TOTAL REPORTS</b>	<b>1043</b>	<b>3</b>	<b>17</b>	<b>7</b>	<b>88</b>	<b>82</b>	<b>1</b>	<b>171</b>	<b>5</b>	<b>16</b>	<b>1241</b>

<sup>1</sup>California Serogroup includes California encephalitis, Jamestown Canyon, Keystone, La Crosse, snowshoe hare, and trivittatus viruses.

<sup>2</sup>PVD - Presumptive viremic blood donors are people who had no symptoms at the time of donating blood through a blood collection agency, but whose blood tested positive when screened for the presence of West Nile virus or Zika virus. Unless they meet the case reporting criteria, they are not counted as a case for official reporting purposes and are not included in the "Total" column.

<sup>3</sup>For weekly case counts and additional information related to Zika virus, please visit [www.texaszika.org](http://www.texaszika.org).



**Table 2 (continued)**

County	CAL		CHIKV*		DENV*		EEEV				SLEV			WNV								COUNTY TOTAL	
	M	H	M	H	M	H	M	E	SC	H	M	SC	H	M	A	E	SC	H					
																		WNF	WNND	PVD‡	TOTAL		
Limestone																			1		1	1	
Lubbock														5		1			2			2	8
Montgomery														21						2	1	2	23
Nueces														1					1			1	2
Orange	1																					0	1
Panola																			1			1	1
Potter																				1		1	1
Randall																6			1			1	7
Rockwall														5						1		1	6
San Patricio																				1		1	1
Smith																				1		1	1
Sterling																				1		1	1
Swisher																				1		1	1
Tarrant				1		1								340					9	11		20	362
Terry																1						0	1
Travis				1		2								1								0	4
Val Verde																			1			1	1
Van Zandt																			1	1		2	2
Webb														1						1		1	2
Wheeler																				1		1	1
Williamson				1										3						1		1	5
Total Number of Reports	1	0	0	12	0	30	0	2	6	0	1	1	0	1041	3	15	0	47	82	14	129	1241	

M - mosquito A-avian E-equine SC- sentinel chicken H- human WNF - West Nile Fever WNND - West Nile Neuroinvasive Disease

CAL - California Serogroup Viruses

CHIKV - Chikungunya Virus

DENV - Dengue Virus

EEEV - Eastern Equine Encephalitis Virus

SLEV - St. Louis Encephalitis Virus

WNV - West Nile Virus

\*All reported cases are imported.

‡PVDs are not included in any of the "total" columns.





Figure 1. Texas Counties Reporting any Arbovirus Activity, Weeks 1-49



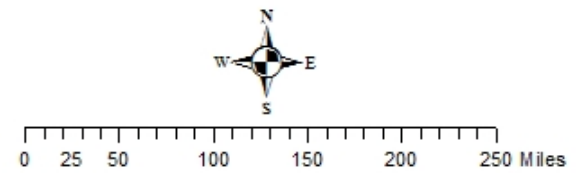
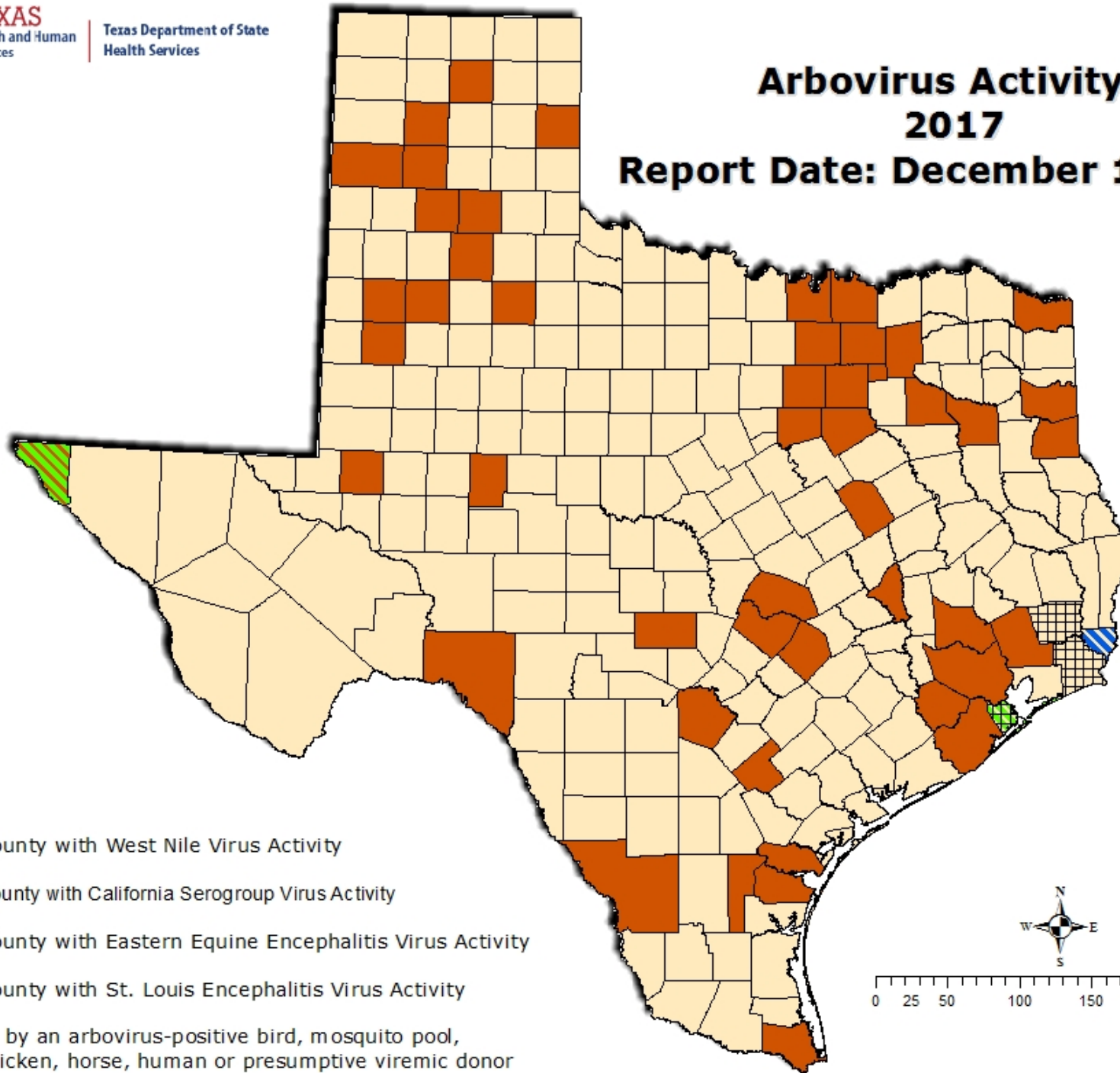
TEXAS  
Health and Human  
Services

Texas Department of State  
Health Services

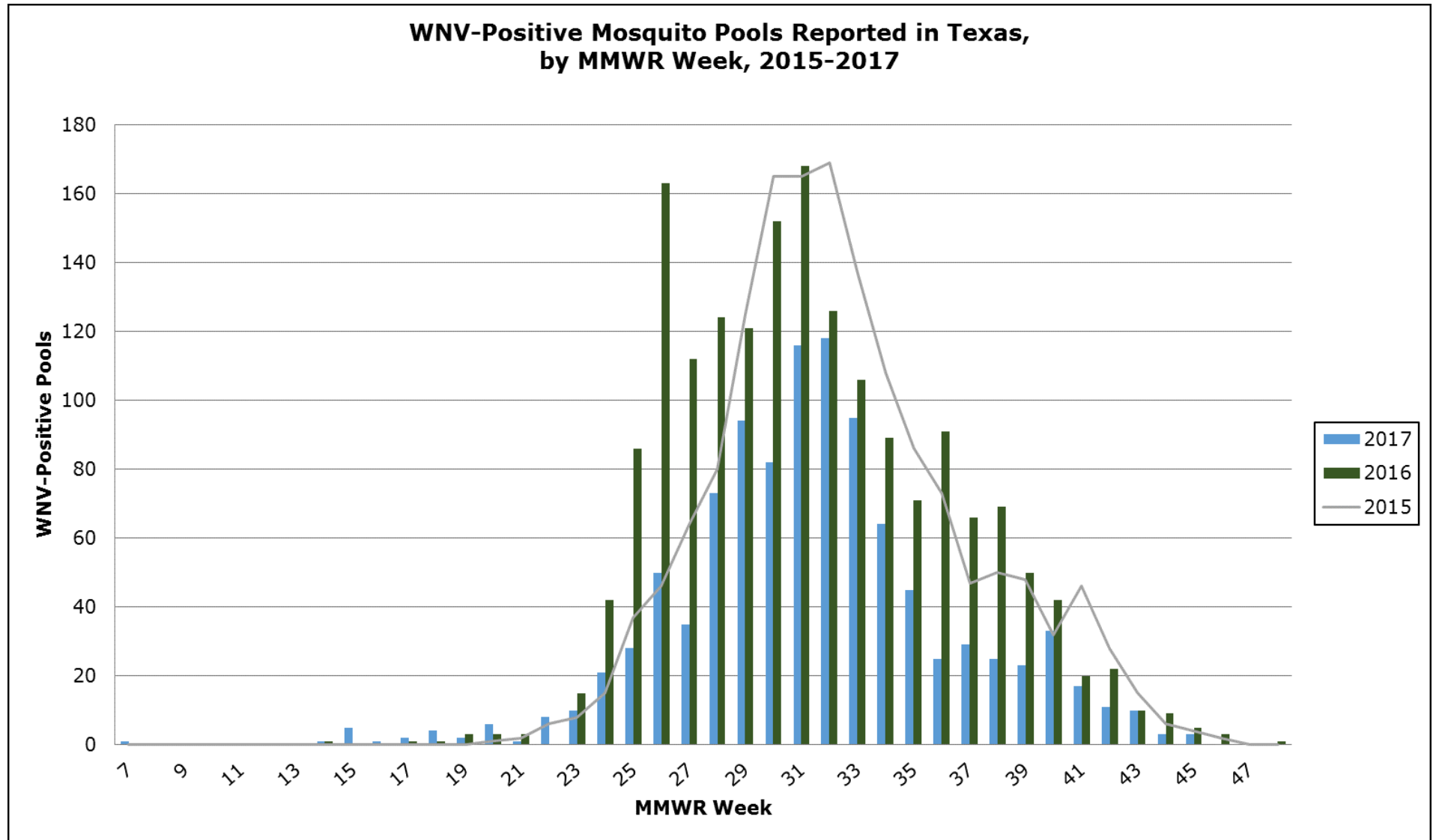
## Arbovirus Activity\* 2017 Report Date: December 12, 2017

-  County with West Nile Virus Activity
-  County with California Serogroup Virus Activity
-  County with Eastern Equine Encephalitis Virus Activity
-  County with St. Louis Encephalitis Virus Activity

\*Indicated by an arbovirus-positive bird, mosquito pool, sentinel chicken, horse, human or presumptive viremic donor



**Figure 2. Epidemiologic Curve of Mosquito WNV Activity, 2015-2017**



**Figure 3. Epidemiologic Curve of Human WNV Activity, 2015-2017**

