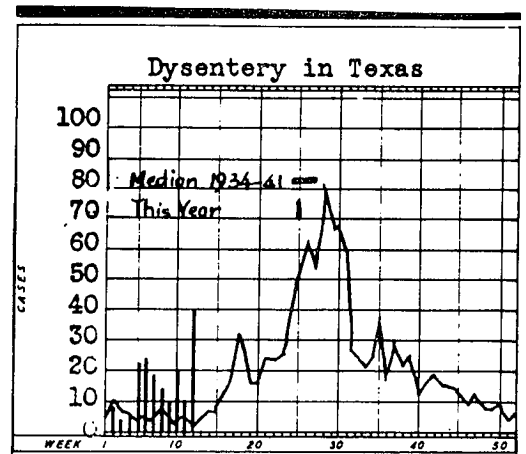
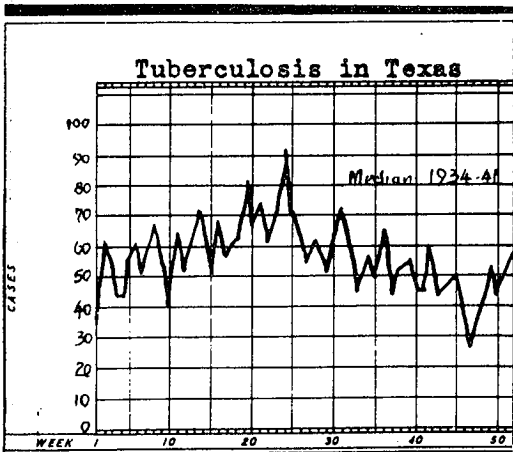

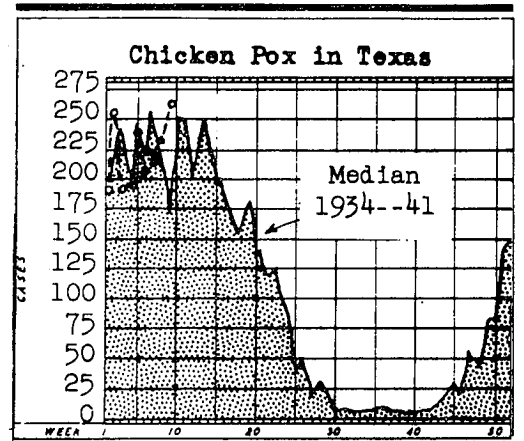
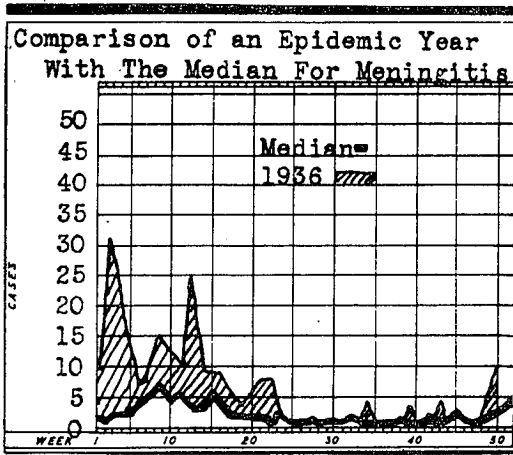
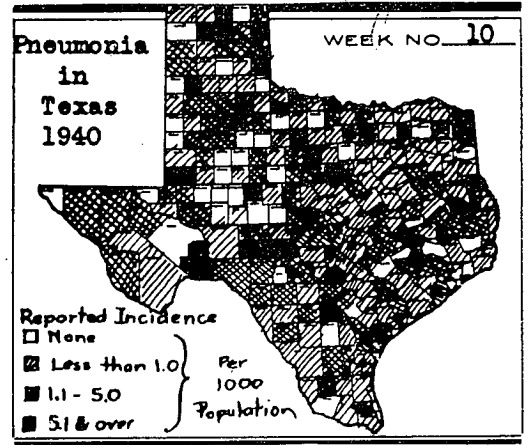


Epidemiology Division

1940 Communicable DISEASE IN TEXAS

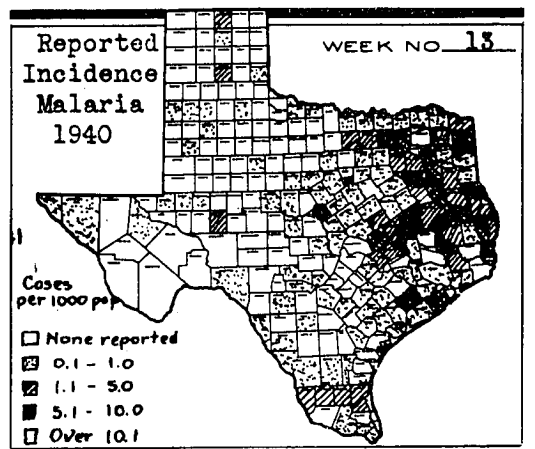
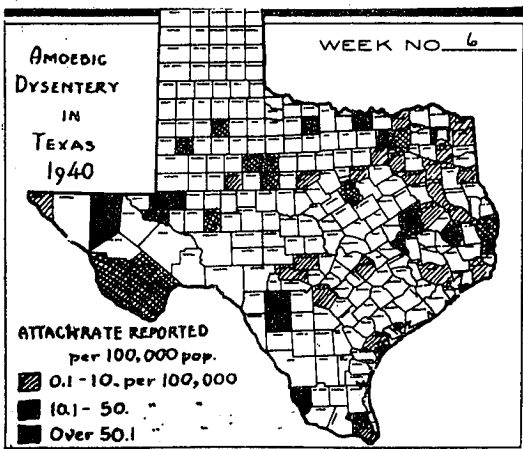


TEXAS STATE DEPARTMENT

OF HEALTH

Geo. W. Cox, M. D.,
State Health Officer

Austin, Texas



**DEATHS FROM CERTAIN COMMUNICABLE
DISEASES IN TEXAS - 1931 - 1940**

DISEASES	1931	1932	1933	1934	1935	1936	1937	1938	1939	1940
DIARRHEA & ENTERITIS Under 2 Yrs.	1472	1549	1863	1655	1776	1642	1939	1550	1775	1973
DIARRHEA & ENTERITIS Over 2 Yrs.	466	477	605	509	488	451	435	381	563	553
DYSENTERY	440	347	470	482	441	386	501	360	392	634
DIPHTHERIA	589	850	650	442	466	345	242	241	187	153
ENCEPHALITIS	25	16	45	30	28	26	37	29	21	28
INFLUENZA	1701	3408	2588	1718	2384	3257	3266	1530	1544	1760
MALARIA	284	284	429	497	644	495	361	256	163	165
MEASLES	136	134	589	649	159	167	217	114	87	210
MENINGITIS	36	33	53	58	84	130	94	38	28	31
PERTUSSIS	237	310	368	494	207	137	367	370	231	251
PNEUMONIA (All Types)	3845	3940	3941	4716	5094	6163	5338	4346	3874	3436
POLIOMYELITIS	48	57	47	73	49	35	127	41	63	42
SCARLET FEVER	89	99	73	63	59	64	47	31	23	15
SMALLPOX	13	13	14	8	5	0	0	7	4	1
SYPHILIS	521	517	588	617	634	652	651	600	602	927
TUBERCULOSIS	4550	4317	4308	4020	4202	4374	4289	4129	3911	3824
TYPHOID & PARATYPHOID	577	541	594	489	539	400	392	391	285	218

FROM BUREAU OF VITAL STATISTICS

**MORTALITY RATES PER 100,000 POPULATION
FROM CERTAIN COMMUNICABLE DISEASES
IN TEXAS, 1931-1940**

POPULATION (Est.)	5,883,726	5,942,737	6,001,748	6,060,759	6,119,770	6,178,751	6,237,792	6,296,803	6,355,814	6,414,824
	1931	1932	1933	1934	1935	1936	1937	1938	1939	1940
DIARRHEA & ENTERITIS Under 2 Yrs.	25.0	26.0	31.1	27.2	29.0	26.6	31.2	24.6	28.1	30.8
DIARRHEA & ENTERITIS Over 2 Yrs.	7.9	8.0	10.1	8.4	8.0	7.3	7.0	6.1	8.9	8.6
DYSENTERY (All types)	7.5	5.8	7.8	7.9	7.2	6.6	8.0	5.7	6.2	9.9
DIPHTHERIA	10.0	14.3	10.7	7.3	7.6	5.6	3.9	3.8	2.8	2.4
ENCEPHALITIS	.4	.3	.7	.5	.5	.4	.6	.5	.3	.4
INFLUENZA	28.8	57.3	43.1	28.4	39.0	52.6	52.5	24.0	24.4	27.4
MALARIA	4.8	4.8	7.2	8.2	10.5	8.0	5.8	4.1	2.6	2.6
MEASLES	2.3	2.2	9.8	10.7	2.6	2.7	3.5	1.8	1.2	3.3
MENINGITIS	.6	.6	.9	.9	1.2	2.1	1.5	.6	.4	.5
PERTUSSIS	4.0	5.2	6.1	8.2	3.4	2.2	5.9	5.9	4.6	4.9
PNEUMONIA (All Types)	65.4	66.2	65.7	77.7	83.1	99.9	85.5	69.0	61.2	53.6
POLIOMYELITIS	.8	.9	.8	1.2	.8	.6	2.2	.7	1.0	.7
SCARLET FEVER	1.5	1.7	1.2	1.1	.9	1.0	.7	.5	.4	.2
SMALLPOX	.2	.2	.2	.1	.1	.0	0	.1	.1	.1
SYPHILIS	8.7	8.7	9.8	10.2	10.3	10.6	10.5	9.5	9.5	14.4
TUBERCULOSIS	77.0	72.5	71.8	65.4	68.8	70.8	68.8	65.6	61.7	59.7
TYPHOID & PARATYPHOID	9.8	9.1	9.9	8.1	8.8	6.5	6.3	6.2	4.5	3.4

REPORTED MONTHLY INCIDENCE OF COMMUNICABLE DISEASES 1940

DISEASES	JAN.	FEB.	MAR.	APR.	MAY	JUNE	JULY	AVG.	SEPT.	OCT.	NOV.	DEC.	TOTAL
ANTHRAX													
CHICKENPOX	578	890	1,124	795	612	442	114	73	48	61	246	776	5,939
DENGUE	0	2	1	0	0	1	0	0	0	3	0	0	7
DIPHTHERIA	159	177	151	79	100	78	52	89	90	152	139	184	1,450
DYSENTERY, EPI.	51	27	33	52	304	896	864	579	243	114	114	43	3,320
INFLUENZA	4,911	16,925	9,603	2,455	1,032	543	344	579	353	774	1,076	18,687	57,289
LEPROSY	0	0	1	3	0	0	0	0	2	5	0	1	12
ENCEPHALITIS	5	5	1	1	1	1	0	1	5	1	1	1	23
MALARIA	131	168	364	248	527	718	846	1,158	887	582	587	389	6,606
MALTA FEVER	14	29	29	10	29	89	28	43	41	14	15	13	354
MEASLES	833	1,258	3,618	4,164	5,624	3,297	504	222	60	60	115	184	19,939
MENINGITIS	1	9	6	13	10	6	4	9	4	3	2	6	73
MUMPS	90	138	237	350	377	235	113	164	70	143	119	163	2,199
Ophthalmia, Neo.	3	2	2	1	1	8	5	1	3	2	11	4	43
PELLAGRA	59	79	115	105	117	185	150	172	100	88	116	81	1,367
PNEUMONIA	705	1,731	1,484	598	359	232	134	163	87	127	226	906	6,752
POLIOMYELITIS	17	8	10	7	3	8	26	49	16	20	14	9	187
RABIES	3	2	1	0	6	2	0	1	0	6	7	6	34
RELAPSING FEVER	3	1	0	0	0	0	3	0	4	2	1	1	15
SCARLET FEVER	265	261	244	135	107	85	60	64	62	126	188	227	1,824
SMALLPOX	8	11	18	20	29	13	5	0	1	2	8	6	121
TRACHOMA	1	1	9	5	11	21	2	8	5	2	2	7	74
TUBERCULOSIS	191	285	319	238	346	349	172	340	172	144	142	208	2,906
TULAREMIA	3	2	5	0	2	7	8	2	1	4	0	1	35
TYPHOID FEVER	35	21	27	24	24	82	149	283	190	58	42	30	965
PARATYPHOID	1	0	0	1	1	3	5	13	5	7	1	1	38
TYPHUS FEVER	22	29	27	13	27	30	45	43	64	36	42	32	410
WHOOPING COUGH	320	472	1,055	1,282	1,262	1,435	1,697	941	966	491	381	377	10,152

NUMBER OF CASES REPORTED BY DISEASES AND BY YEAR IN TEXAS

DISEASES	1940	1939	1938	1937	1936	1935	1934	1933	1932	1931	1930
ANTHRAX	1	2	8	8	8	8	11	10	1	3	7
CHICKENPOX	5,939	7,221	6,628	6,035	2,694	4,060	5,554	3,650	2,247	2,252	2,340
DENGUE	7	56	143	257	30	107	133	100	35	16	17
DIPHTHERIA	1,450	1,643	2,348	2,205	2,155	3,512	3,943	5,756	4,304	2,276	1,936
DYSENTERY	3,320	1,685	937	2,003	383	446	1,344	780	90	52	277
INFLUENZA	57,289	24,384	16,219	40,962	15,273	14,421	12,573	15,208	11,275	1,952	2,617
LEPROSY	12	21	16	15	10	19	27	5	0	2	0
LETH. ENCEPH.	23	26	35	47	19	16	34	73	4	3	5
MALARIA	6,606	4,540	4,400	19,026	25,373	26,304	21,790	17,124	7,132	7,756	8,958
MALTA FEVER	354	327	238	198	43	46	21	43	33	11	5
MEASLES	19,939	8,365	5,710	14,768	8,119	4,073	28,632	22,146	4,694	2,424	4,274
MENINGITIS	73	87	90	241	273	148	93	86	20	44	50
MUMPS	2,199	1,616	2,204	8,177	9,659	3,610	1,140	1,357	574	1,483	935
OPHTHALMIA	43	30	53	72	27	27	55	22	5	4	10
PELLAGRA	1,367	1,308	1,926	1,676	589	546	782	523	19	54	33
PNEUMONIA	6,752	4,900	5,156	6,104	3,892	3,489	4,190	1,885	953	682	711
POLIOMYELITIS	187	232	63	635	68	79	152	53	72	33	134
RABIES	34	49	109	75	154	182	173	54	18	7	20
RELAPSING FEVER	15	36	37	43	3	12	8	5	0	0	0
SCARLET FEVER	1,824	2,426	4,445	4,378	2,982	2,792	3,484	3,004	2,601	1,893	1,716
SMALLPOX	121	502	636	166	76	547	886	859	1,035	1,819	2,718
TRACHOMA	74	82	101	152	73	60	400	171	42	69	65
TUBERCULOSIS	2,906	3,033	3,600	3,362	2,643	3,029	3,018	3,017	1,268	1,066	1,186
TULAREMIA	35	71	83	44	18	15	24	42	16	4	1
TYPHOID FEVER	965	1,153	1,612	1,729	918	1,389	1,796	1,831	941	836	669
PARATYPHOID	38	40	71	103	71	68	108	101	55	24	14
TYPHUS FEVER	410	538	497	453	327	265	465	398	227	43	13
WHOOPING COUGH	10,152	4,735	5,846	10,091	1,764	3,009	9,145	6,019	1,967	1,251	788

TEXAS STATE DEPARTMENT OF HEALTH

For Year Ending 1940

DISEASE	DIPHtherIA	DYSENTERY	INFLUENZA	MALARIA	MEASLES	MENINGITIS	PNEUMONIA	POLIOMYELITIS	SCARLET FEVER	SMALLPOX	TUBERCULOSIS	TULAREMIA	TYPHOID FEVER	TYPHUS FEVER	UNDULANT FEVER	WHOOPIING COUGH	ENCEPHALITIS	MUMPS	PELLAGRA
REPORTS BY COUNTIES																			
Anderson	3	17	8	85	36		3	1	2	1	2		4	3		12			14
Andrews		4	25		3		20									1			
Angelina	12	5	41	197	13		58	4	7		4		23			106		32	19
Aransas		3	22		8		2		1										
Archer	1	21	100				18		8		1		17			9			1
Armstrong			57	8					2							19			
Atascosa	1		154		8		2	1					3						
Austin	1	2	14	1	13		9				3	1	1	3				3	7
Bailey			123	5	122		1		3				7	2	1				
Bandera	9	1	106	1	48		21				1							17	
Bastrop	1	149	124	1	99		25		2		6			3		6			6
Baylor	1				74		2	1	3	7	1					2		1	
Bee	16	76	1133	14	318		32	2		1	24		14	2		21		1	11
Bell	8	8	478	6	21		23		9	1	5		1			43		58	13
Bexar	24	7	1038	5	884	3	477	1	44		522		24	2		224	1	11	1
Blanco	1	8	222		108		10				6		1			8			1
Bosque	4	14	99	5	108		32	1	1		3		2		1	78			3
Bowie	22	6	563	127	6		60	2	8		7	3	6		1	18			1
Brazoria		2	235	137	199				3					1		108		9	7
Brazos	34	236	236	274	215		186	2	9		19	2	13	2		60		7	5
Brewster	2	14	76		24		5			14	1					58	1	3	3
Briscoe	4		28		12		2		2				1		10	4			
Brooks	2		252	20	230		6				5		8			33		2	
Brown	13		200		5		14	1	12										
Burleson	2	5	284	11	242		32		3				1	4		24			1
Burnet		69	444	4	110		20		1						1	5		3	
Caldwell	1		504		502		22		15				11		2	2		26	
Calhoun	4		271		120		7									46			
Callahan	5		201	2	2		39		9		1	1	6	1		32		10	11
Cameron	4	81	278	54	79	1	13		1		5		1	18	2	23		1	2
Camp	4		581	65	3		32		5		4	1	10			55		9	
Carson			135		42		22				2				14	31		1	
Cass	11	17	822	237	1		58	3	24		20	3	5	4		362		50	5
Castro	2	7	65		152		28		58	2	3		1		1	69	1	24	3
Chambers				2	10											20		3	
Cherokee	1	10	332	305	79		52	1					6	2		30			30
Childress			20					1	5										1
Clay	1		319				31		26		2					35		2	
Cochran													1						
Coke	2		199		7		50		3				1			7		12	
Coleman	11		280	7	207		31		12	4	1		1			29			6
Collin	15	124	143	249	76	3	34		16				16		1	9	1	12	2
Collingsworth	2	5	67	1			22		8		1					6			
Colorado			8				2							1		2			
Comal	1		372		161		70		14		11		8	7	3	77			3
Comanche	3	6	309	4	156		10		5				2			44	1	7	4
Concho	2		50		37											20			
Cooke	33	111	472	2	6		31	2	21	2	1		6	1		42		5	2
Coryell	6	46	122	6	2		13		3	1				4				2	9
Cottle	3	3	35				4		2						1	5		2	2

TEXAS STATE DEPARTMENT OF HEALTH

For Year Ending 1940

DISEASE	DIPHtherIA	DYSentERY	INFLUENZA	MALARIA	MEASLES	MENINGITIS	PNEUMONIA	POLIOMYELITIS	SCARLET FEVER	SMALLPOX	TUBERCULOSIS	TULAREMIA	TYPHOID FEVER	TYPHUS FEVER	UNDULANT FEVER	WHOOPIING COUGH	ENCEPHALITIS	MUMPS	PELLAGRA
REPORTS BY COUNTIES																			
Crane		110	335				8									46		5	1
Crockett			99		10		1		22				2			1		3	
Crosby		1	138		4		12		11							3		10	
Culberson		11	32		9		3									39			
Dallam							3		1										
Dallas	143	6	419	14	354	7	221	26	128		269		39	16		598		204	19
Dawson	6		74				21	1	7				2			10			
DeWitt	7	1	345	1	28		7		2		6		1	2		3	1	1	
Deaf Smith			49		66		11						2		20	6	2		3
Delta	1		72	3			6		1		1					5			1
Denton	4	10	940	27	17	2	74		12	1	2		6			36		24	4
Dickens	17	1	131		10		9									2		27	
Dimmit	2	49	44	6	154		33		3		4		4			7			
Donley			28		1		6		4		1			2		46		1	1
Duval	6	3	249	7	167		41	1	3				1	3		33			
Eastland	20	1	854	1	22		116		24		1		4			164		5	8
Ector	7	9	242	1	34		49	2	10	1	14		3		1	319		12	
Edwards			10		19		7				2				1				1
El Paso	19	1		2	1099			5	62		478		7			67		346	
Ellis	9		297	7	28		14		5		3		6	2	1	33			4
Erath	8	39	1043	12	182		155	1	29		4		15			242	3	50	24
Falls	17	67	158	70	61		49	2	3		4	2	10	3		13		3	6
Fannin	18	51	212	9	6		17	1	15		2		7	1		12		20	24
Fayette	2			3	18			2	1		3		1	2		1			1
Fisher		39	289	1	15	3	47	1	9		12		4	2	1	71		65	2
Floyd	4		203		1		19	1	16		3				4	41			3
Foard	4		819		60		48	3	29	4	1		10			220			207
Ft. Bend	2	5	53	4	92	1	5		1		4			2		13		7	2
Franklin	16	6	40	86			10	1					3			32		2	3
Freestone	1		75	18	87		15		3	1			5			27		6	31
Frio	11	7	132	11	26		11												2
Gaines			23		1		3									8			
Galveston	12		150		140	1	8	2	36		1		4	2		36		4	
Garza	3	9	26		14		14		12						1	16			
Gillespie	4	1	121		97		7	1					2	1		131			
Goliad		1	41	1	39		4	1			8					23		1	5
Gonzales	8		1590	15	100		19				14		7	6		62			1
Gray	5		188		50		59		14	1	5		4		25	46		11	
Grayson	23	6	950	24	128	1	56	1	29		3		25			20		1	1
Gregg		2		13			1		4				1	1	1	1		1	1
Grimes	1		339	1	81		38	1					4	4	3	7			
Guadalupe	3		426		63		5		1		1		6	1				1	1
Hale	1		154	1	9	2	24		8		1		2		9	13			4
Hall			20				1	1					2		7				
Hamilton			58	8	31		13		3							23		1	4
Hansford			111	5	4		23								8	31			1
Hardeman	1		10		4		2		9			1				4			
Hardin	1	1	19		7			1	2				1			12		2	6
Harris	99	5	1154	4	246	16	854	28	126		632		55	51	2	145	1		89
Harrison	10			1				1	4					2		1			

TEXAS STATE DEPARTMENT OF HEALTH

For Year Ending 1940

DISEASE	DIPHtheria	DYSENTERY	INFLUENZA	MALARIA	MEASLES	MENINGITIS	PNEUMONIA	POLIOMYELITIS	SCARLET FEVER	SMALLPOX	TUBERCULOSIS	TULAREMIA	TYPHOID FEVER	TYPHUS FEVER	UNDULANT FEVER	WHOOPIING COUGH	ENCEPHALITIS	MUMPS	PELLAGRA
REPORTS BY COUNTIES																			
Hartley																			
Haskell	5		238				19	1	17					1		25			2
Hays		1	7		11		4												
Hemphill			22		6		23									36			1
Henderson	10	170	776	297	17		66		1	5	39	1	14	4		148		24	22
Hidalgo		43	343	73	182		37		1	2	5		3	11	3	8		9	7
Hill	7	3	247		85		14	2	12	3	1		13	1		7		3	5
Hockley	3		47		16		5	1	2		1					1			
Hood			10		49		3		1	4						24		2	10
Hopkins								2											
Houston	2	54	152	104	37		13				7		5	2		26		2	10
Howard									3										
Hudspeth			196	1	37		11	1	2		1							1	3
Hunt	9	16	914	181	18	1	98	1	18		2		12		1	62		58	5
Hutchinson			107	1	110	1	3	1	9		2		3		1	14			
Irion			49		11				1							30			
Jack			2				1	1	6					1		3			
Jackson		12	70	10	45	1	14				2	1	2	2	1	24		6	2
Jasper		45	195	128	97		26		2		5	1	20	8	2	13			16
Jeff Davis		16	22				1									13		1	
Jefferson	45	2	909		18	1	43	2	44	2	6	1	9	7	1	2		1	
Jim Hogg		1	61	20	59		24				1					19			4
Jim Wells		20	97	2	30		28				2			2		6			1
Johnson	5	1	114	7	47	1	11		2	1			4		1	10			
Jones	3	17	16		9		11		9				1	7	2	14			
Karnes	2													8					
Kaufman	5	37	170	32	11	1	27	1	1	2	9		12		1	33		60	6
Kendall	1	1	47	4	54		2		5							18		3	
Kenedy			25		5		3									1			
Kent																			
Kerr	3	1	135	2	120		24		7		4		1			27		2	2
Kimble	2		197		91		32	2	6							26		2	1
King																			
Kinney			44		8		10		1							10			
Kleberg			8		26		4							2					
Knox	5		2		6		16		3	3	1								
LaSalle	10		122	54			3				3					2			1
Lamar	32		65	45	1		14		5		1	1	5			30		2	8
Lamb			224	4	123		27		3							62		62	
Lampasas	2	3	84	2	67		20		3		1		5		1	9			2
Lavaca	14	92	1079	14	73		38		1		3		4	18		49	1	10	
Lee	12	18	270	32	37		15		6				2	1		21		13	6
Leon		36	390	441	99		24	1	1		62	6	29	3		46		2	36
Liberty	3	6	74	58	37	1	8	1	4		2		5	12		21		11	1
Limestone	11	53	230	28	246		19	1	6		5		44	1	3	42	2	1	39
Lipscomb			26				8	2								2			
Live Oak	1	13	23		8		4							1		1			2
Llano			723	1	19		13				3					5			
Loving		7	3		12						1					5			
Lubbock	15	1	669	2	381	2	192	1	26	1	3		8	1		612	1	5	12

**DEATHS FROM CERTAIN COMMUNICABLE
DISEASES IN TEXAS - 1931 - 1940**

DISEASES	1931	1932	1933	1934	1935	1936	1937	1938	1939	1940
DIARRHEA & ENTERITIS Under 2 Yrs.	1472	1549	1863	1655	1776	1642	1939	1550	1775	1973
DIARRHEA & ENTERITIS Over 2 Yrs.	466	477	605	509	488	451	435	381	563	553
DYSENTERY	440	347	470	482	441	386	501	360	392	634
DIPHTHERIA	589	850	650	442	466	345	242	241	187	153
ENCEPHALITIS	25	16	45	30	28	26	37	29	21	28
INFLUENZA	1701	3408	2588	1718	2384	3257	3266	1530	1544	1760
MALARIA	284	284	429	497	644	495	361	256	163	165
MEASLES	136	134	589	649	159	167	217	114	87	210
MENINGITIS	36	33	53	58	84	130	94	38	28	31
PERTUSSIS	237	310	368	494	207	137	367	370	231	251
PNEUMONIA (All Types)	3845	3940	3941	4716	5094	6163	5338	4346	3874	3436
POLIOMYELITIS	48	57	47	73	49	35	127	41	63	42
SCARLET FEVER	89	99	73	63	59	64	47	31	23	15
SMALLPOX	13	13	14	8	5	0	0	7	4	1
SYPHILIS	521	517	588	617	634	652	651	600	602	927
TUBERCULOSIS	4550	4317	4308	4020	4202	4374	4289	4129	3911	3824
TYPHOID & PARATYPHOID	577	541	594	489	539	400	392	391	285	218

FROM BUREAU OF VITAL STATISTICS

REPORTED MONTHLY INCIDENCE OF COMMUNICABLE DISEASES 1940

DISEASES	JAN.	FEB.	MAR.	APR.	MAY	JUNE	JULY	AVG.	SEPT.	OCT.	NOV.	DEC.	TOTAL
ANTHRAX													
CHICKENPOX	578	890	1,124	795	612	442	114	73	48	61	246	776	5,939
DENGUE	0	2	1	0	0	1	0	0	0	3	0	0	7
DIPHTHERIA	159	177	151	79	100	78	52	89	90	152	139	184	1,450
DYSENTERY, EPI.	51	27	33	52	304	896	864	579	243	114	114	43	3,320
INFLUENZA	4,911	16,925	9,603	2,455	1,032	543	344	579	353	774	1,076	18,687	57,289
LEPROSY	0	0	1	3	0	0	0	0	2	5	0	1	12
ENCEPHALITIS	5	5	1	1	1	1	0	1	5	1	1	1	23
MALARIA	131	168	364	248	527	718	846	1,158	887	582	587	389	6,606
MALTA FEVER	14	29	29	10	29	89	28	43	41	14	15	13	354
MEASLES	833	1,258	3,618	4,164	5,624	3,297	504	222	60	60	115	184	19,939
MENINGITIS	1	9	6	13	10	6	4	9	4	3	2	6	73
MUMPS	90	138	237	350	377	235	113	164	70	143	119	163	2,199
Ophthalmia, Neo.	3	2	2	1	1	8	5	1	3	2	11	4	43
PELLAGRA	59	79	115	105	117	185	150	172	100	88	116	81	1,367
PNEUMONIA	705	1,731	1,484	598	359	232	134	163	87	127	226	906	6,752
POLIOMYELITIS	17	8	10	7	3	8	26	49	16	20	14	9	187
RABIES	3	2	1	0	6	2	0	1	0	6	7	6	34
RELAPSING FEVER	3	1	0	0	0	0	3	0	4	2	1	1	15
SCARLET FEVER	265	261	244	135	107	85	60	64	62	126	188	227	1,824
SMALLPOX	8	11	18	20	29	13	5	0	1	2	8	6	121
TRACHOMA	1	1	9	5	11	21	2	8	5	2	2	7	74
TUBERCULOSIS	191	285	319	238	346	349	172	340	172	144	142	208	2,906
TULAREMIA	3	2	5	0	2	7	8	2	1	4	0	1	35
TYPHOID FEVER	35	21	27	24	24	82	149	283	190	58	42	30	965
PARATYPHOID	1	0	0	1	1	3	5	13	5	7	1	1	38
TYPHUS FEVER	22	29	27	13	27	30	45	43	64	36	42	32	410
WHOOPING COUGH	320	472	1,055	1,282	1,282	1,435	1,697	941	966	491	381	377	10,152

TEXAS STATE DEPARTMENT OF HEALTH

For Year Ending 1940

DISEASE	DIPHtheria	DYsenterY	INFLUENZA	MALARIA	MEASLES	MENINGITIS	PNEUMONIA	POLIOMYELITIS	SCARLET FEVER	SMALLPOX	TUBERCULOSIS	TULAREMIA	TYPHOID FEVER	TYPHUS FEVER	UNDULANT FEVER	WHOOPIING COUGH	ENCEPHALITIS	MUMPS	PELLAGRA
REPORTS BY COUNTIES																			
Anderson	3	17	8	85	36		3	1	2	1	2		4	3		12			14
Andrews		4	25		3		20									1			
Angelina	12	5	41	197	13		58	4	7		4		23			106		32	19
Aransas		3	22		8		2		1										
Archer	1	21	100				18		8		1		17			9			1
Armstrong			57	8					2							19			
Atascosa	1		154		8		2	1					3						
Austin	1	2	14	1	13		9				3	1	1	3				3	7
Bailey			123	5	122		1		3				7	2	1				
Bandera	9	1	106	1	48		21				1							17	
Bastrop	1	149	124	1	99		25		2		6			3		6			6
Baylor	1				74		2	1	3	7	1					2		1	
Bee	16	76	1133	14	318		32	2		1	24		14	2		21		1	11
Bell	8	8	478	6	21		23		9	1	5		1			43		58	13
Bexar	24	7	1038	5	884	3	477	1	44		522		24	2		224	1	11	1
Blanco	1	8	222		108		10				6		1			8			1
Bosque	4	14	99	5	108		32	1	1		3		2		1	78			3
Bowie	22	6	563	127	6		60	2	8		7	3	6		1	18			1
Brazoria		2	235	137	199				3					1		108		9	7
Brazos	34	236	236	274	215		186	2	9		19	2	13	2		60		7	5
Brewster	2	14	76		24		5			14	1					58	1	3	3
Briscoe	4		28		12		2		2				1		10	4			
Brooks	2		252	20	230		6				5		8			33		2	
Brown	13		200		5		14	1	12										
Burleson	2	5	284	11	242		32		3				1	4		24			1
Burnet		69	444	4	110		20		1						1	5		3	
Caldwell	1		504		502		22		15				11		2	2		26	
Calhoun	4		271		120		7									46			
Callahan	5		201	2	2		39		9		1	1	6	1		32		10	11
Cameron	4	81	278	54	79	1	13		1		5		1	18	2	23		1	2
Camp	4		581	65	3		32		5		4	1	10			55		9	
Carson			135		42		22				2				14	31		1	
Cass	11	17	822	237	1		58	3	24		20	3	5	4		362		50	5
Castro	2	7	65		152		28		58	2	3		1		1	69	1	24	3
Chambers				2	10											20		3	
Cherokee	1	10	332	305	79		52	1					6	2		30			30
Childress			20					1	5										1
Clay	1		319				31		26		2					35		2	
Cochran													1						
Coke	2		199		7		50		3				1			7		12	
Coleman	11		280	7	207		31		12	4	1		1			29			6
Collin	15	124	143	249	76	3	34		16				16		1	9	1	12	2
Collingsworth	2	5	67	1			22		8		1					6			
Colorado			8				2							1		2			
Comal	1		372		161		70		14		11		8	7	3	77			3
Comanche	3	6	309	4	156		10		5				2			44	1	7	4
Concho	2		50		37											20			
Cooke	33	111	472	2	6		31	2	21	2	1		6	1		42		5	2
Coryell	6	46	122	6	2		13		3	1				4				2	9
Cottle	3	3	35				4		2						1	5		2	2

TEXAS STATE DEPARTMENT OF HEALTH

For Year Ending 1940

DISEASE	DIPHtheria	DYSENTERY	INFLUENZA	MALARIA	MEASLES	MENINGITIS	PNEUMONIA	POLIOMYELITIS	SCARLET FEVER	SMALLPOX	TUBERCULOSIS	TULAREMIA	TYPHOID FEVER	TYPHUS FEVER	UNDULANT FEVER	WHOOPIING COUGH	ENCEPHALITIS	MUMPS	PELLAGRA
REPORTS BY COUNTIES																			
Hartley																			
Haskell	5		238				19	1	17					1		25			2
Hays		1	7		11		4												
Hemphill			22		6		23									36			1
Henderson	10	170	776	297	17		66		1	5	39	1	14	4		148		24	22
Hidalgo		43	343	73	182		37		1	2	5		3	11	3	8		9	7
Hill	7	3	247		85		14	2	12	3	1		13	1		7		3	5
Hockley	3		47		16		5	1	2		1					1			
Hood			10		49		3		1	4						24		2	10
Hopkins								2											
Houston	2	54	152	104	37		13				7		5	2		26		2	10
Howard									3										
Hudspeth			196	1	37		11	1	2		1							1	3
Hunt	9	16	914	181	18	1	98	1	18		2		12		1	62		58	5
Hutchinson			107	1	110	1	3	1	9		2		3		1	14			
Irion			49		11				1							30			
Jack			2				1	1	6					1		3			
Jackson		12	70	10	45	1	14				2	1	2	2	1	24		6	2
Jasper		45	195	128	97		26		2		5	1	20	8	2	13			16
Jeff Davis		16	22				1									13		1	
Jefferson	45	2	909		18	1	43	2	44	2	6	1	9	7	1	2		1	
Jim Hogg		1	61	20	59		24				1					19			4
Jim Wells		20	97	2	30		28				2			2		6			1
Johnson	5	1	114	7	47	1	11		2	1			4		1	10			
Jones	3	17	16		9		11		9				1	7	2	14			
Karnes	2													8					
Kaufman	5	37	170	32	11	1	27	1	1	2	9		12		1	33		60	6
Kendall	1	1	47	4	54		2		5							18		3	
Kenedy			25		5		3									1			
Kent																			
Kerr	3	1	135	2	120		24		7		4		1			27		2	2
Kimble	2		197		91		32	2	6							26		2	1
King																			
Kinney			44		8		10		1							10			
Kleberg			8		26		4							2					
Knox	5		2		6		16		3	3	1								
LaSalle	10		122	54			3				3					2			1
Lamar	32		65	45	1		14		5		1	1	5			30		2	8
Lamb			224	4	123		27		3							62		62	
Lampasas	2	3	84	2	67		20		3		1		5		1	9			2
Lavaca	14	92	1079	14	73		38		1		3		4	18		49	1	10	
Lee	12	18	270	32	37		15		6				2	1		21		13	6
Leon		36	390	441	99		24	1	1		62	6	29	3		46		2	36
Liberty	3	6	74	58	37	1	8	1	4		2		5	12		21		11	1
Limestone	11	53	230	28	246		19	1	6		5		44	1	3	42	2	1	39
Lipscomb			26				8	2								2			
Live Oak	1	13	23		8		4							1		1			2
Llano			723	1	19		13				3					5			
Loving		7	3		12						1					5			
Lubbock	15	1	669	2	381	2	192	1	26	1	3		8	1		612	1	5	12

TEXAS STATE DEPARTMENT OF HEALTH

For Year Ending 1940

DISEASE	DIPHtherIA	DYsenterY	INFLUENZA	MALARIA	MEASLES	MENINGITIS	PNEUMONIA	POLIOMYELITIS	SCARLET FEVER	SMALLPOX	TUBERCULOSIS	TULAREMIA	TYPHOID FEVER	TYPHUS FEVER	UNDULANT FEVER	WHOOPIING COUGH	ENCEPHALITIS	MUMPS	PELLAGRA
REPORTS BY COUNTIES																			
Lynn	1		18				7		1				2		2	5			
McCulloch	4		66	1	17		24		3	4	3					19			6
McLennan	13	7	489	3	296	1	40		21		7		13	17	2	103		14	19
McMullen		13			16						2								1
Madison		25	56	170	4									3	4	16		5	15
Marion	4		263	127	9		48		5		3	1				101		20	
Martin			6				2		1	2			2		1	12			4
Mason			26		18		7									39			
Matagorda	7		78	4	97		5		4		2		6	2		50		6	1
Maverick	1		50	9	138	1	9		1		19		1	2	3	25		1	
Medina	9		275		54		5		1		8		4			6			
Menard	1		10		2		1		6				1			8			
Midland	5		44	1				1		5	2		1	1	2	5			3
Milam	26	12	404	203	240	2	55	2	2		8		18	5		156		3	16
Mills	4		346		196		3		7										2
Mitchell	2	15	18				6	1	1	1	1		6	3		47		39	4
Montague	3	3	71	3	2		11		8	2									5
Montgomery																			
Moore			101				37									4			1
Morris	9		51	6			23	1											6
Motley	7	1	268	1	1		25								15	51		9	13
Nacogdoches	1	76	221	91	40		20	1			3		12			30	1	16	6
Navarro	8	6	174	34	107		7	1	10		3		10	1		6		1	4
Newton	1	2	324	51	1		3		1					1		2		1	1
Nolan	4	2	105		38		26	2	14		6		2	2		113		12	
Nueces	33	8	1044		613	1	48	2	5		15		34	8	3	8			8
Ochiltree					9	1		1											
Oldham		2	8				3				1								1
Orange	3	2	172	1			14		3		3		1	4	1	6			2
Palo Pinto	10		340	5	2	1	8		12		2		6	1		131			
Panola	12		8	12			9						1						
Parker																			
Parmer			25					2					2	1					
Pecos																			
Polk	10	14	212	97	343		31	2			14	2	2	2	1	21		6	14
Potter	6		82				10	1	26	2	112		5		6	10		1	62
Presidio		19	370		35		16		11	1	6					28	2	1	2
Rains	1	3	27	2			5		1		1							1	3
Randall	3		63		9		3		4				1		2	9			
Reagan		1	120	4											18	6			3
Real																			
Red River	2			4			1						1			3			2
Reeves	1	100	105	2	74		23		1							43		1	3
Refugio	7	7	557		185		138		9		2		1			146			15
Roberts			36				2		2										
Robertson	2	8	218	24	200		18	2	1		12		8	2		7			22
Rockwall		1	228	129	4		9		3		3		3			48		36	42
Runnels		1	160	1	1	1	6	1	9	1	1					9		21	
Rusk	3		127	56	32		2	2	3				4			119		13	4
Sabine	1	7	233	25			1						3						

TEXAS STATE DEPARTMENT OF HEALTH

For Year Ending 1940

DISEASE	DIPHtheria	DYSENTERY	INFLUENZA	MALARIA	MEASLES	MENINGITIS	PNEUMONIA	POLIOMYELITIS	SCARLET FEVER	SMALLPOX	TUBERCULOSIS	TULAREMIA	TYPHOID FEVER	TYPHUS FEVER	UNDULANT FEVER	WHOOPIING COUGH	ENCEPHALITIS	MUMPS	PELLAGRA
REPORTS BY COUNTIES																			
San Augustine	4	2	190	43	5		36	1	4				1			10			16
San Jacinto	2		211	206	232	2	51								1	6		40	10
San Patricio	1	64	781		138		41	2		1	15		3			1			6
San Saba			1109		520		37		2	14			1			107		46	1
Schleicher			16				4		2							7			
Scurry & Borden			3						5	3						4			
Shackelford	1		64				10		2							17			
Shelby	8	112	375	221	77		40	1		1		1	11		1	37	1	7	6
Sherman			63		1		2									2			
Smith	17	4	2289	483	76	1	165	2	22		70	1	24	6	2	219		20	77
Somervell	9		274	15	55		42									72		2	
Starr																			
Stephens	9		467		10		62		17	3	35		2		1	545			13
Sterling			3													7			
Stonewall																			
Sutton			129		23		16									42			11
Swisher	1		37		221		3	1	12		5				24	22			
Tarrant	16	2	1	5	252	6	3	12	127		41		25	12	47	619		35	
Taylor	13	57	150		8	1	33	2	17		12		12	9	12	138		30	5
Terrell	1				27		21				1								
Terry	3	1	112	1	47	1	26		14	4	1	1	4		1	45		1	2
Throckmorton	2		143		3		21		2							16			
Titus	4	3	156	13			4		4							10			3
Tom Green	4				3				9	1			4	1					
Travis	57	2	217		320	1	43	2	48	1	6		8	13	2	22		5	
Trinity	7	14	525	170	149		53		2		2					30		40	12
Tyler	5	1	380	7	113	1	20		3	3	12		2	3		21	2	5	46
Upshur	1	2	754	14			32				8	1	3			15			2
Upton	2		65		21		9		1						4	27		3	4
Uvalde	8	192	77	1	100		22		2		6				1	20		2	2
Val Verde	4	2	889	1	7		35	1	2							1			
Van Zandt	5	1	184	91	11		5	1	4				3		1	45		35	2
Victoria	13		357	3	11	1	2	1	7		3	1		6		2		1	1
Walker					3		7		4				1			1			
Waller	5	3	180	3	196		22		2			2		8	1	49		53	3
Ward		19	41		24		9				3					49			15
Washington	3		697		55		13				2		1	8		2			
Webb	15		155	7	88		10		10		55		10	6	27	21		26	33
Wharton	1	28	185	335	123		26		1		4			4		47		20	19
Wheeler	4		477		47		57		35	2	3		7		19	164		5	17
Wichita	8		291	1	17		34	3	30		6		3	2		38		51	4
Wilbarger	1		183	3	111		67	1	15	1	4		6	2		13			5
Willacy	1	170	25	32	225		31		15		4		13	9		3	1	2	7
Williamson	2		86		13		6	7	5				2	6					1
Wilson	6	14	149	2	34	1	30				19		7	3	6	44		1	5
Winkler		4	559	3	25	1	14		10		17					85		1	1
Wise	5	71	545	25	3		77	1			6		13		5	150		9	34
Wood	20	40	111	171	3		16		3	2						33		2	12
Yoakum														1					
Young	3		35		1		6		4							2			

TEXAS STATE DEPARTMENT OF HEALTH

For Year Ending 1940

DISEASE	DIPHtheria	DYsenterY	INFLUENZA	MALARIA	MEASLES	MENINGITIS	PNEUMONIA	POLIOMYELITIS	SCARLET FEVER	SMALLPOX	TUBERCULOSIS	TULAREMIA	TYPHOID FEVER	TYPHUS FEVER	UNDULANT FEVER	WHOOPIG COUGH	ENCEPHALITIS	MUMPS	PELLAGRA
REPORTS BY COUNTIES																			
Zapata		1	58	4	39		1				1								
Zavala	1	8	28		37		2		2	3	8		2			9			2

Other reportable diseases by counties:

Anthrax: Coleman 1;

Dengue: Milam 2; Morris 1; Navarro 2; Refugio 1; Taylor 1;

Ophthalmia: Anderson 1; Bexar 3; Brazos 1; Camp 1; Crockett 1; Gillespie 1; Grayson 1; Harris 7; Hidalgo 1; Lubbock 1; Midland 1; Nacogdoches 1; Orange 1; Polk 1; Reeves 1; Roberts 1; Shelby 3; Taylor 2; Van Zandt 1; Webb 12; Wilbarger 1;

Paratyphoid fever: Bee 2; Cameron 2; Carson 1; Deaf Smith 3; Denton 1; Ector 1; Gaines 1; Galveston 1; Goliad 2; Gray 1; Hopkins 1; Jefferson 1; Jim Hogg 1; Kinney 1; Lavaca 4; Milam 1; Mitchell 1; Nolan 1; Nueces 2; Parmer 1; Stephens 1; Tarrant 6; Uvalde 1; Walker 1;

Leprosy: Bexar 2; Cameron 2; Carson 1; Duval 1; El Paso 1; Galveston 1; Harris 1; Jim Wells 1; Potter 1; Starr 1;

Relapsing Fever: Coryell 1; Gillespie 2; Hardin 1; Kimble 1; Lamar 1; McCulloch 1; Madison 1; Sterling 2; Taylor 3; Terry 1; Val Verde 1;

Rabies: Bell 1; Bowie 2; Brazos 8; Cass 1; Coke 1; Fisher 1; Jasper 1; Jefferson 7; Limestone 1; Maverick 2; Panola 1; Robertson 1; Rusk 4; Shelby 2; Throckmorton 1;

Trachoma: Bell 1; Bosque 6; Cass 2; Comal 1; Coryell 4; Dimmit 1; Ellis 1; Erath 4; Fannin 1; Floyd 2; Franklin 1; Grayson 3; Henderson 1; Hidalgo 2; Jeff Davis 1; Lee 8; Leon 1; Milam 2; Runnels 2; Shelby 1; Terry 2; Upshur 1; Uvalde 7; Van Zandt 5; Webb 5; Willacy 8; Wise 1;