



Update on Other Infectious Diseases

Paul Grunenwald, DVM, MS

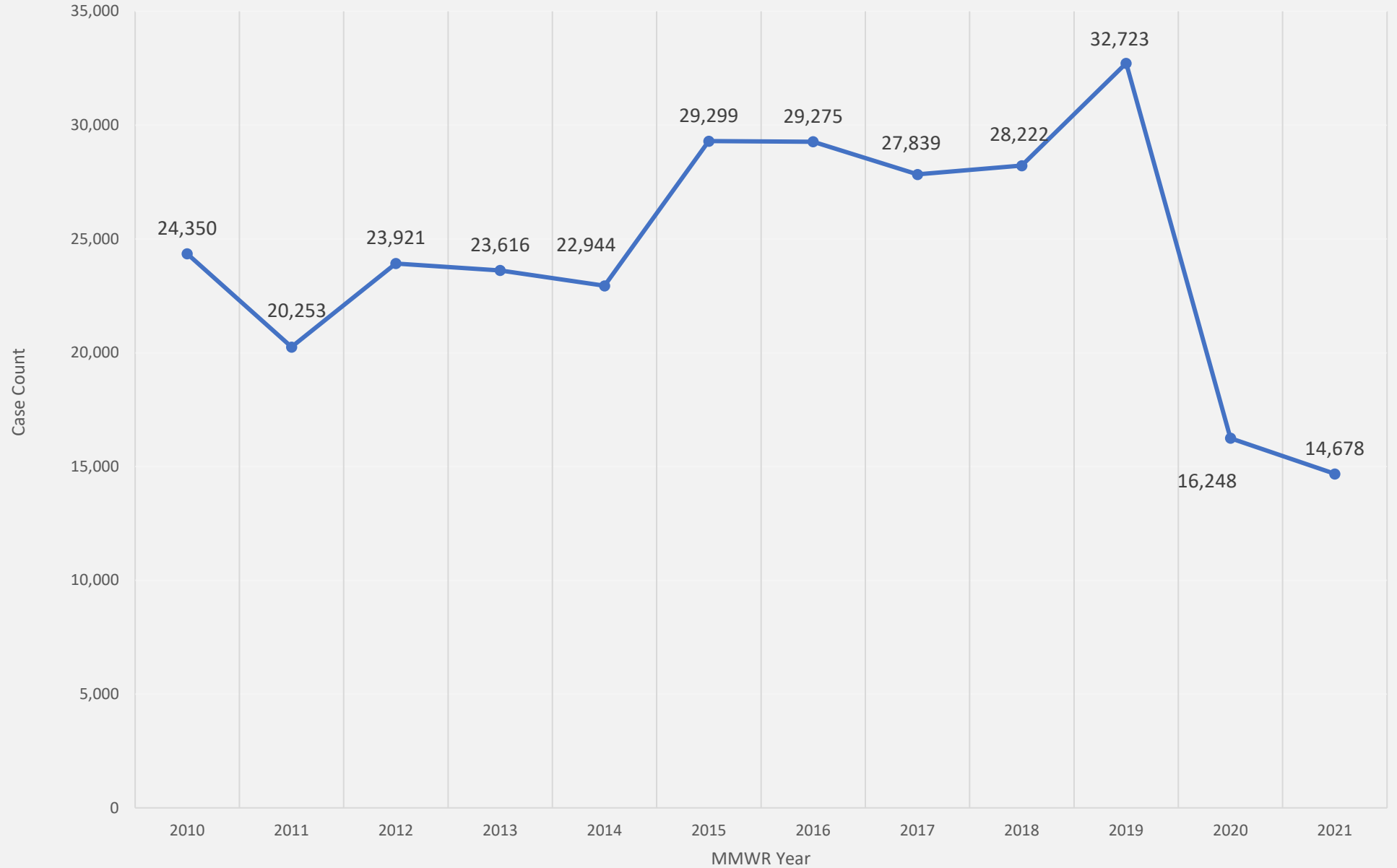
Acting Director | Infectious Disease Prevention Section

February 22, 2022

Texas Notifiable Disease Conditions in the National Electronic Disease Surveillance System (NEDSS)



Count of All Conditions in Texas by MMWR Year Reported in NEDSS (2010 – 2021*)

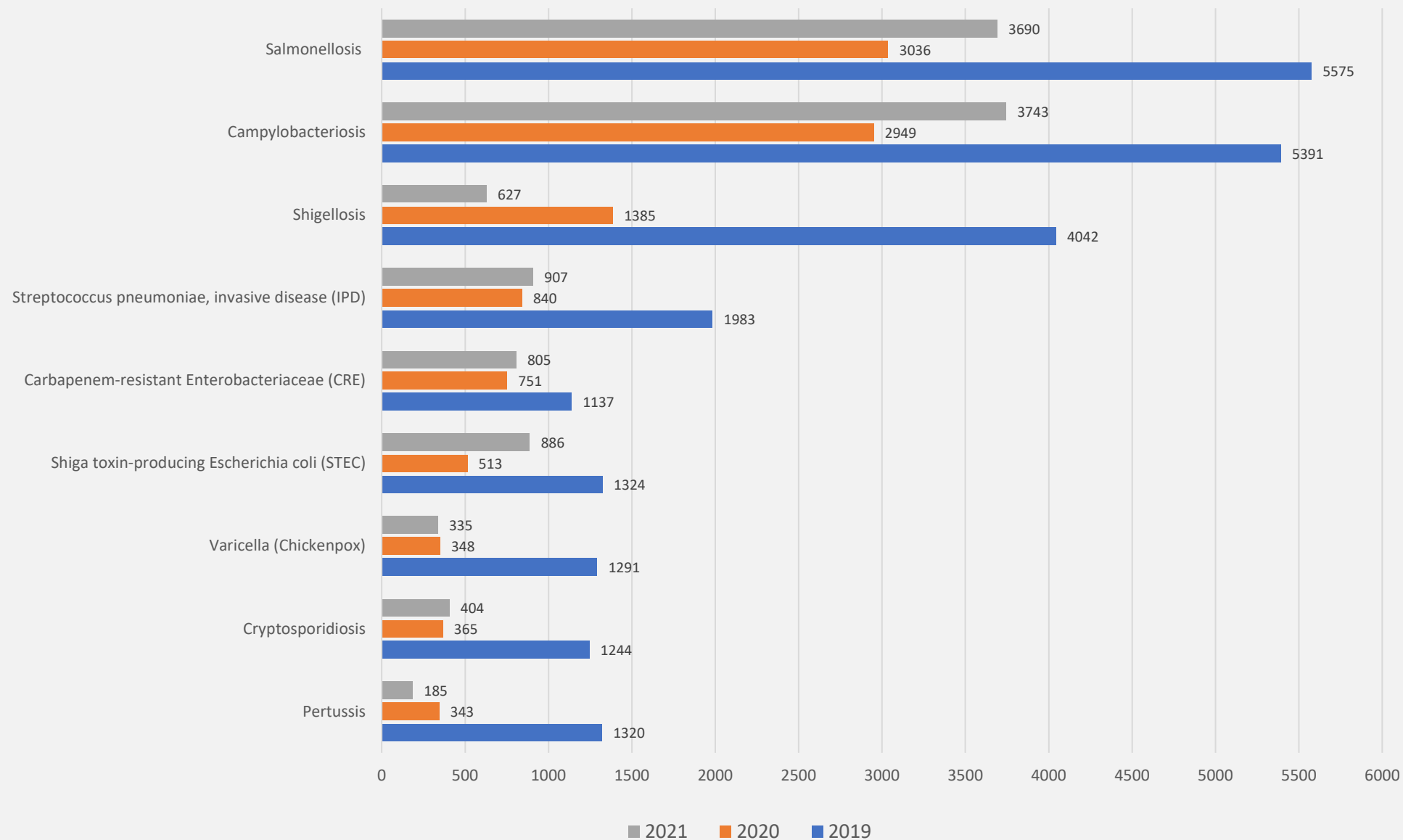


*2021 data are provisional



Texas Department of State Health Services

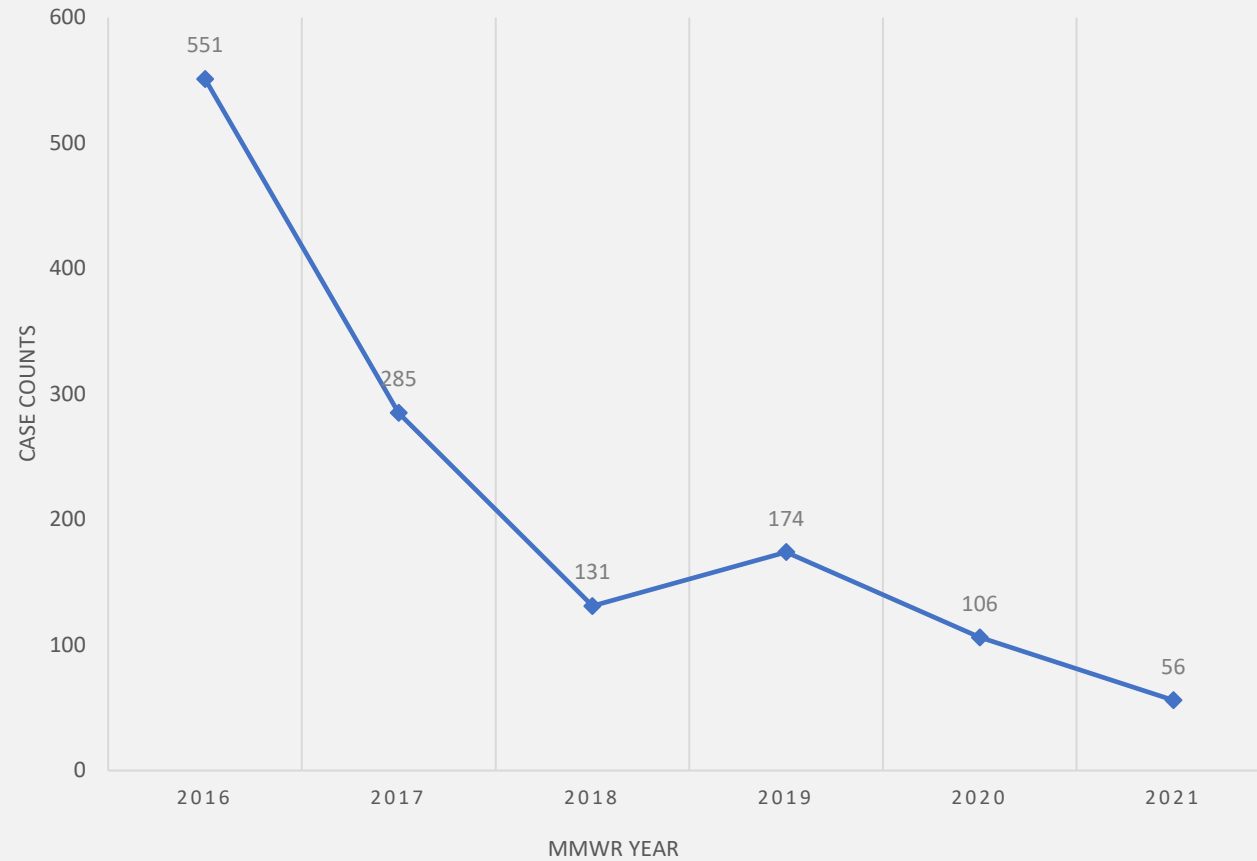
Top Notifiable Conditions in Texas in NEDSS (2019 –2021*)



Texas Department of State Health Services

*Note 2021 data are provisional

Count of Neglected Tropical Diseases in Texas by MMWR Year Reported in NEDSS (2016 – 2021*)



*Note 2021 data and STH data are provisional



Texas Department of State Health Services

Texas

Neglected Tropical Disease Cases Reported in NEDSS (2016 –2021*)

Disease	2016	2017	2018	2019	2020	2021	Total
Ancylostomiasis (hookworm)	16	10	9	2	1	0	38
Ascariasis	56	75	19	14	7	9	171
Chagas Disease	27	33	32	28	19	36	175
Chikungunya	20	15	7	19	3	0	64
Cysticercosis	16	10	12	14	6	4	58
Dengue	45	43	20	74	62	20	264
Echinococcosis	2	0	2	1	2	0	7
Fascioliasis	0	0	1	0	0	0	1
Hansen’s Disease (leprosy)	18	23	7	4	3	3	55
Leishmaniasis	13	8	15	10	1	8	47
Paragonimiasis	0	0	0	0	0	0	0
Taeniasis	2	1	1	3	2	0	9
Trichuriasis	21	12	6	3	0	4	42
Zika	315	55	4	2	0	0	376
Total	551	285	131	174	106	56	1303

*Note 2021 data and STH data are provisional



Texas Department of State Health Services

DISCLAIMER

The information presented today is current as of the date below and MAY change.

February 22, 2022