

Influenza Immunization Data Update

Nurriya Mohammad

Epidemiologist II

Assessment, Compliance and Epidemiology Unit

Immunization Section

Infectious Disease Prevention Division

October 3, 2024

Influenza Immunizations

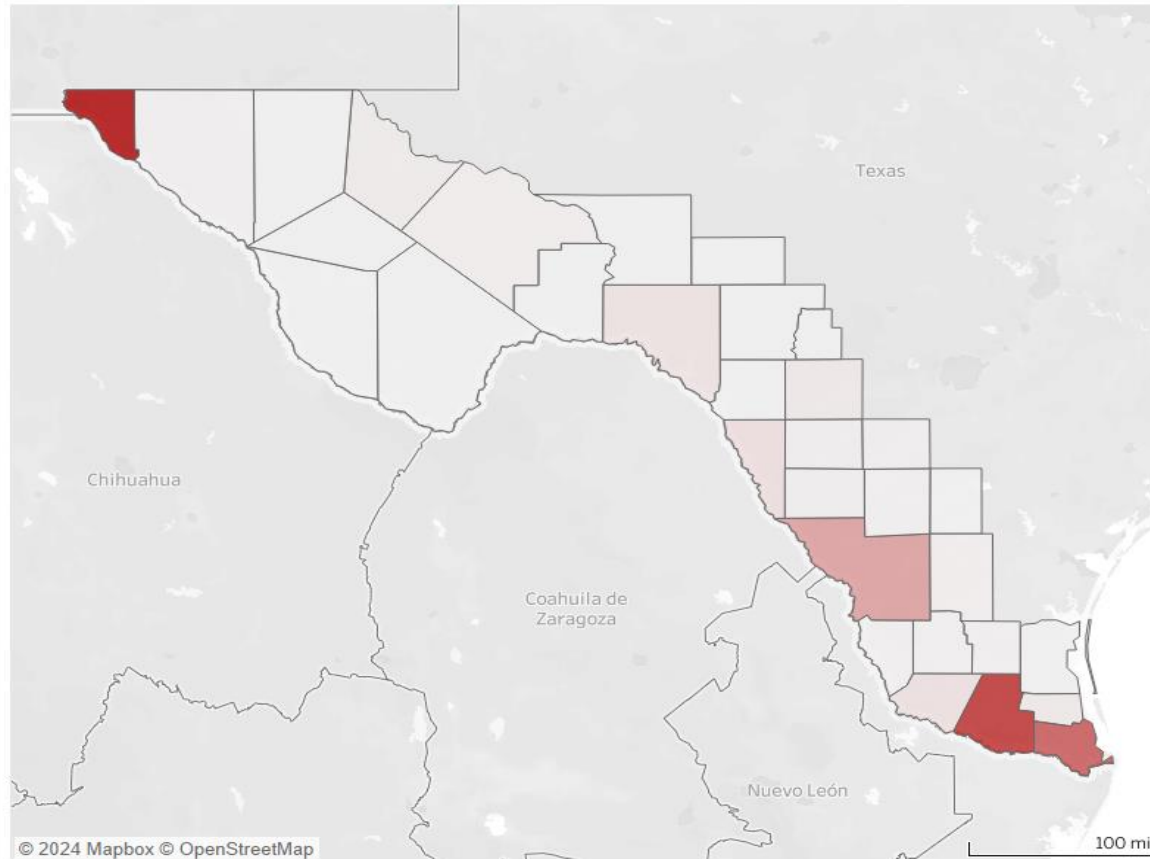
- Influenza immunization trends are monitored using data from the Texas Immunization Registry (ImmTrac2) and the Texas Vaccines for Children (TVFC) program through the Vaccine Allocation and Ordering System (VAOS).
- ImmTrac2 data includes doses reported to the registry for consented clients aged 6 months and older from July 1, 2023 to September 23, 2024

ImmTrac2 Doses Administered 2023-2024 Season to Date

Current Season



Flu Doses Reported to ImmTrac2 - Current Season



Brewster	439
Brooks	1,208
Cameron	89,536
Crockett	382
Culberson	141
Dimmit	2,057
Duval	1,694
Edwards	240
El Paso	147,978
Frio	2,090
Hidalgo	115,965
Hudspeth	720
Jeff Davis	112
Jim Hogg	756
Kenedy	30
Kinney	464
La Salle	749
Maverick	10,500
McMullen	86
Pecos	1,715
Presidio	445
Real	439
Reeves	3,282
Starr	9,425
Sutton	322
Terrell	108
Uvalde	3,975
Val Verde	7,990
Webb	45,143
Willacy	4,877
Zapata	1,261
Zavala	2,280

© 2024 Mapbox © OpenStreetMap

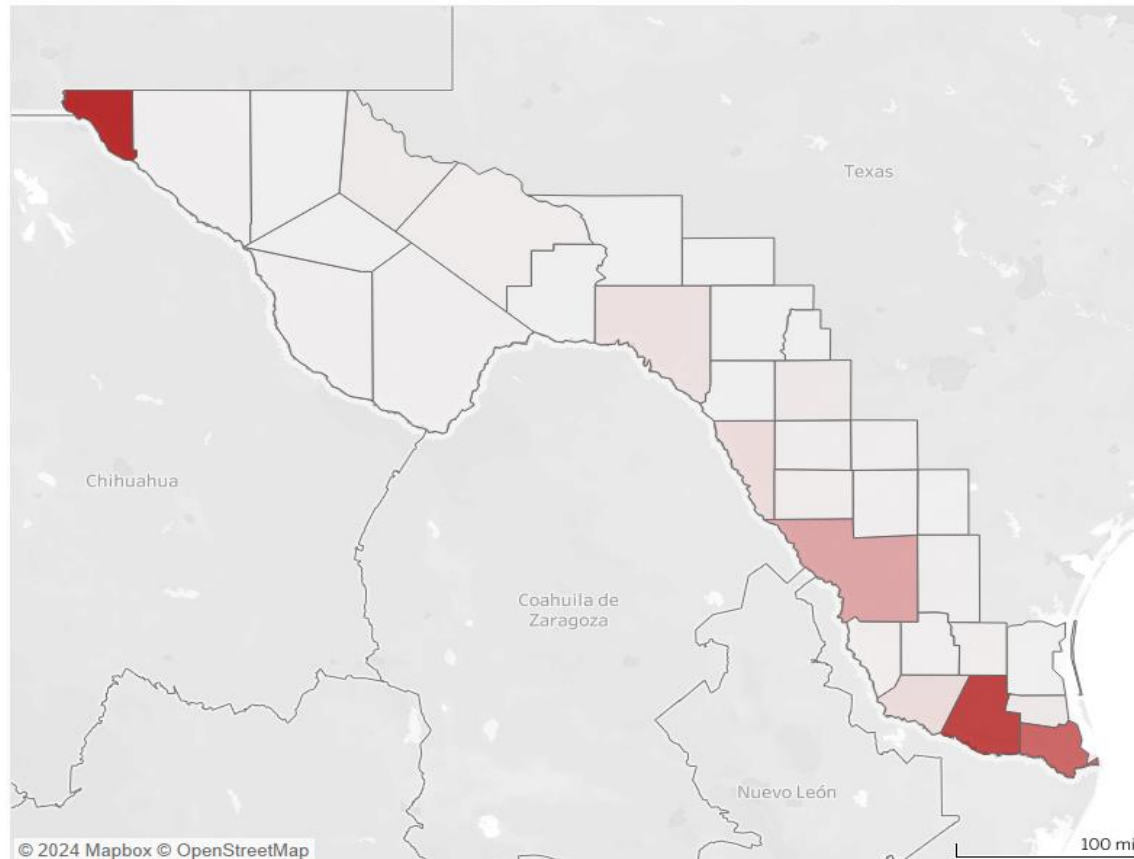
100 mi

ImmTrac2 Doses Administered 2022-2023 Season to Date

Previous Season to Date



Flu Doses Reported to ImmTrac2 - Previous Season to Date



Brewster	509
Brooks	1,436
Cameron	89,555
Crockett	192
Culberson	133
Dimmit	1,517
Duval	1,911
Edwards	273
El Paso	141,245
Frio	1,976
Hidalgo	117,940
Hudspeth	698
Jeff Davis	97
Jim Hogg	1,000
Kenedy	35
Kinney	446
La Salle	641
Maverick	10,600
McMullen	96
Pecos	1,678
Presidio	655
Real	428
Reeves	3,123
Starr	11,096
Sutton	319
Terrell	107
Uvalde	3,971
Val Verde	8,454
Webb	43,863
Willacy	4,646
Zapata	1,635
Zavala	1,832

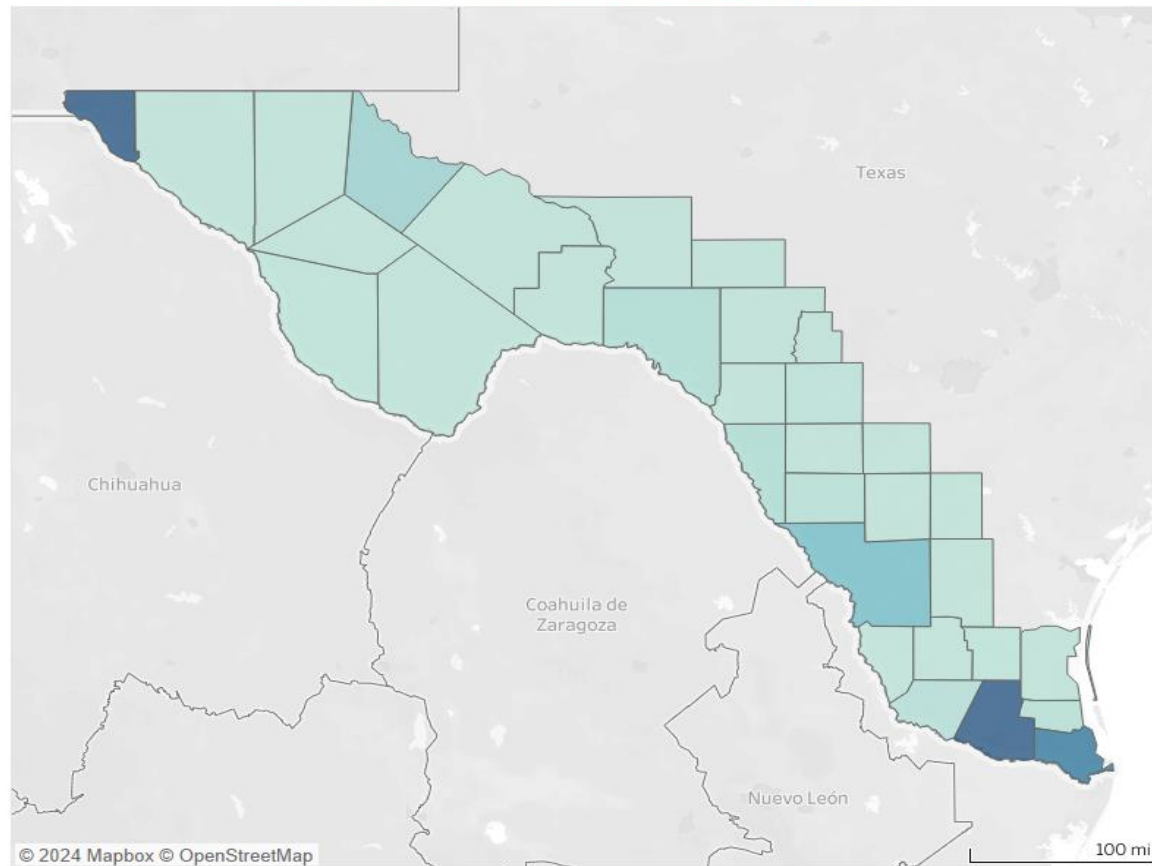
TVFC Pediatric Flu Doses Shipped

2023-2024 Season

Pediatric Quantity Shipped



TVFC Pediatric Flu Doses Shipped - 2023-2024 Season



Brewster	210
Brooks	510
Cameron	54,500
Crockett	10
Culberson	250
Dimmit	2,360
Duval	0
Edwards	0
El Paso	70,720
Frio	830
Hidalgo	69,720
Hudspeth	60
Jeff Davis	0
Jim Hogg	30
Kenedy	0
Kinney	30
La Salle	130
Maverick	4,430
McMullen	0
Pecos	250
Presidio	440
Real	100
Reeves	9,800
Starr	3,040
Sutton	80
Terrell	0
Uvalde	1,160
Val Verde	4,380
Webb	21,540
Willacy	2,740
Zapata	230
Zavala	670

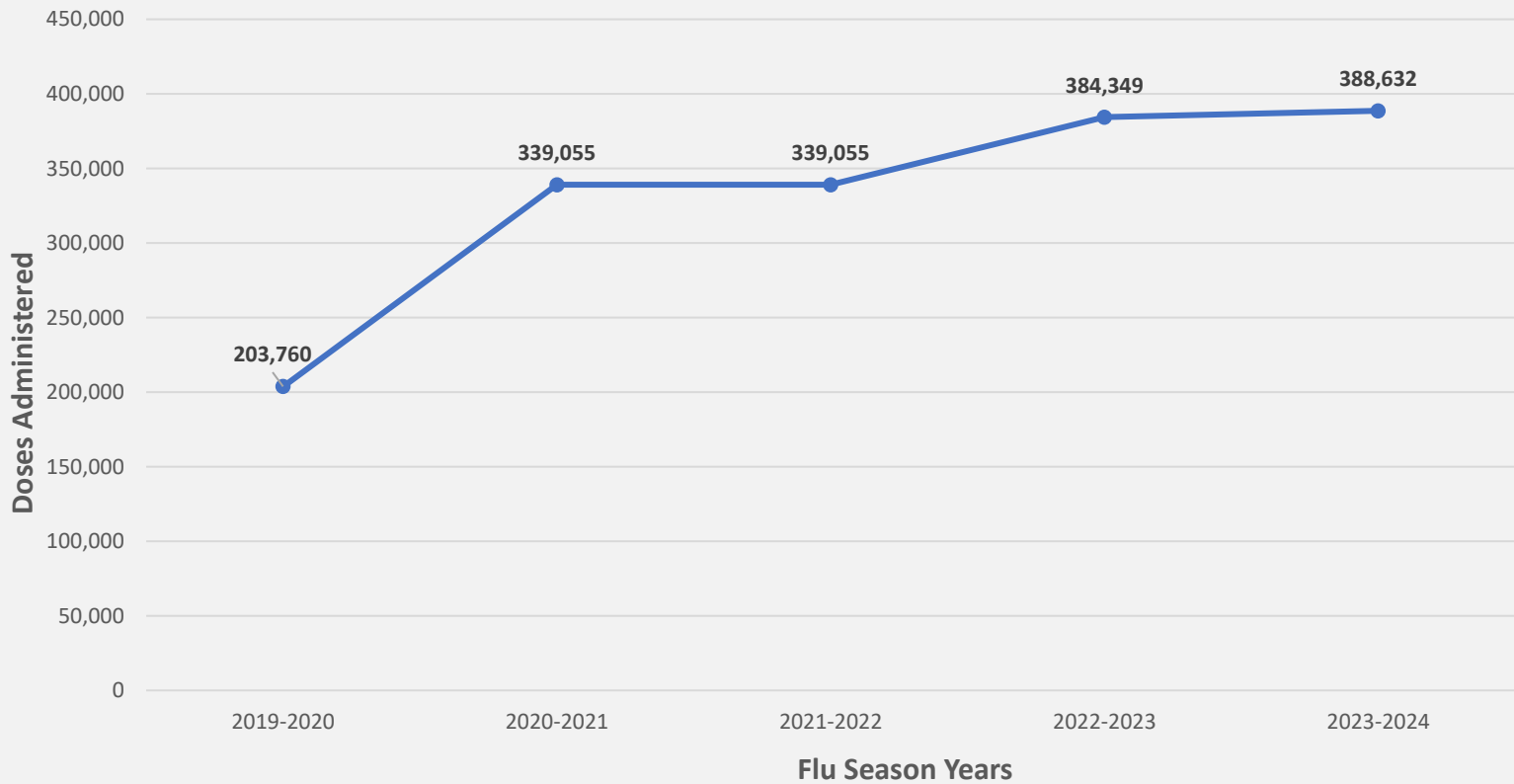
Data as of September 23, 2024

2023-2024 to 2024-2025 Season Start Comparison

September 2023 Total Doses Administered	September 2024 Total Doses Administered	Difference
382,592	455,903	+ 73,311

Flu Season Vaccination Trends

Total Doses Administered in Texas La Paz Counties by Flu Seasons





Thank you!

