



Weekly Flu Surveillance Report

Week 47- November 20th- November 26th, 2022

Disclaimer

Most cases of influenza are not reportable in the state of Texas, thus the data in this report was collected from hospitals, clinics, and schools throughout the region who have agreed to voluntarily submit data.

Definitions

ILI: Influenza-Like Illness. This is an illness that resembles the flu, but has not been confirmed. **Rapid:** These tests are typically done in-house to quickly test for influenza. **PCR:** These tests are generally more precise than rapid tests and are performed at the DSHS state lab and many commercial labs to confirm a case of influenza.

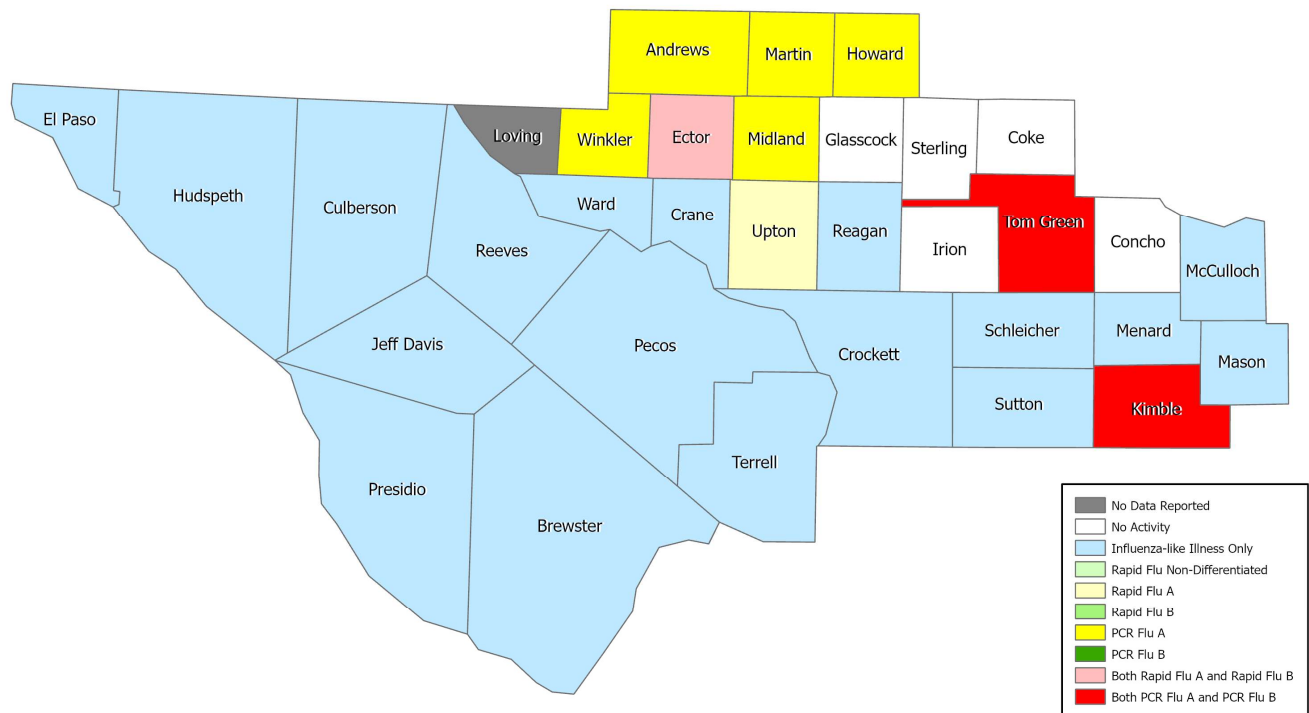
Summary Data

Condition	Week 47	Week 46	Week 45
Number of Counties Reporting (36 total)	↑ 35	33	33
Number of Counties Reporting ILI	↑ 24	20	20
Number of Counties Reporting High Levels of ILI*	↑ 17	12	9
Number of Counties Reporting Flu A	↑ 9	8	8
Number of Counties Reporting Flu B	↓ 3	6	4
Number of Counties Reporting Flu A & Flu B	↓ 3	5	4

The arrows represent changes from the previous week. A sideways arrow means there was no change in that condition.

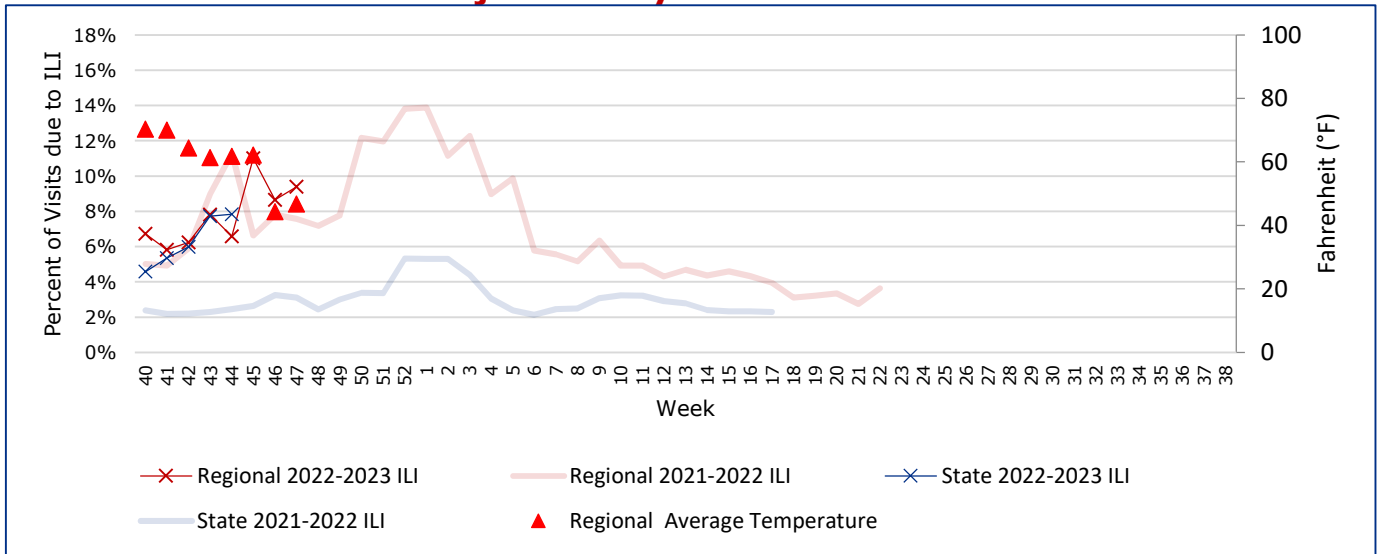
*Counties with total percent of visits due to ILI above 4.0% for the week are considered to have high/abnormal levels.

Map of Regional Flu Activity



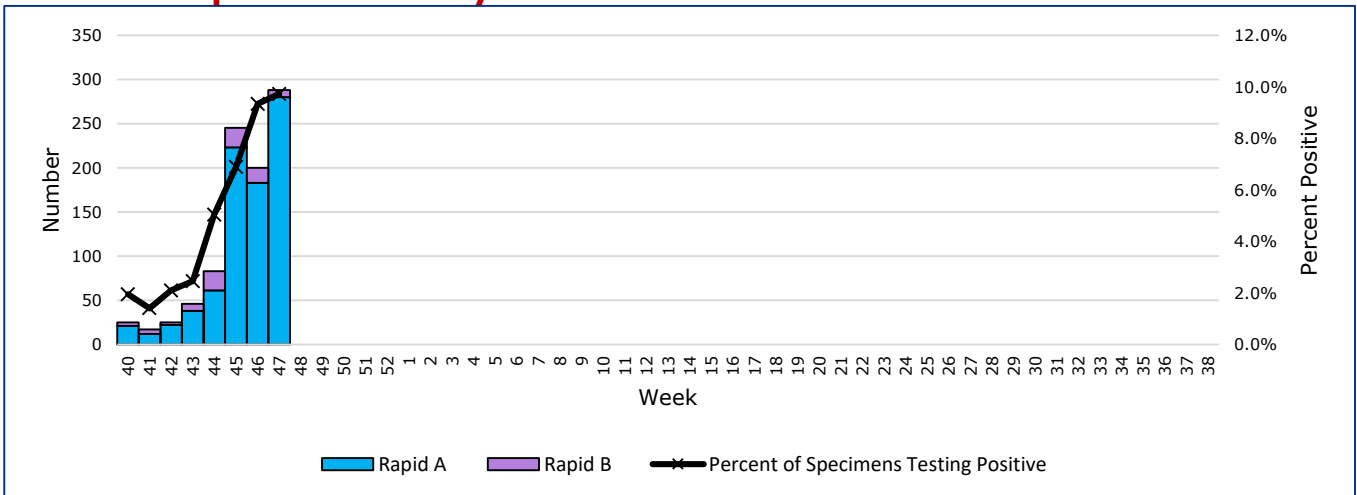
The map above depicts the previous week's reports of flu or influenza-like illness activity in each county. The legend on the bottom right of the map describes the meaning of each color.

Influenza-Like Illness Projections by Week



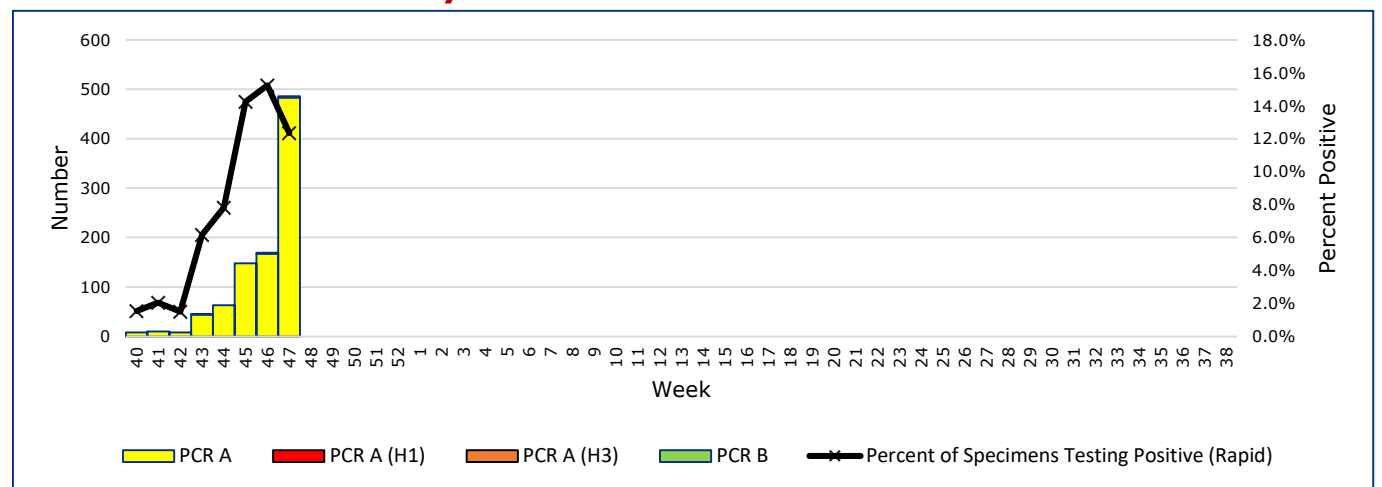
This chart documents the percentage of patient visits that were due to ILI at hospitals and clinics around the region, excluding confirmed COVID cases. It compares our region's data with the state's data and also compares to last flu season. It also includes average regional weather temperature data by week, from 5 sites around the region.

Positive Rapid Flu Tests by Week



This chart documents the number of rapid tests that have come back positive for flu A and flu B each week throughout the region.

Positive PCR Flu Tests by Week

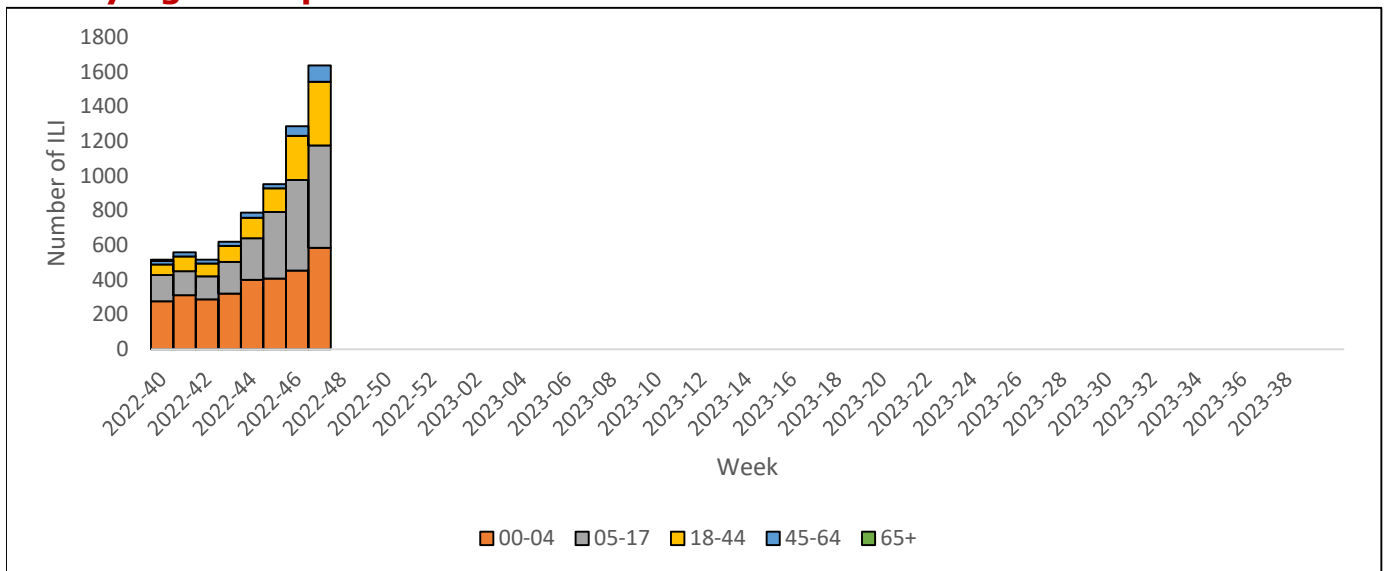


This chart documents the number of PCR tests that have come back positive for flu A and flu B each week throughout the region.

Flu Data by County

County	Week 47				Week 46				Week 45			
	Patient Visits	% with ILI	Flu A	Flu B	Patient Visits	% with ILI	Flu A	Flu B	Patient Visits	% with ILI	Flu A	Flu B
Andrews	252	33%	18	0	650	1%	15	2	1098	8%	16	0
Brewster	92	0%	0	0	72	0%	0	0	101	0%	0	0
Coke	3	0%	0	0	1	0%	0	0	3	0%	0	0
Concho	15	0%	0	0	20	0%	0	0	14	0%	0	0
Crane	39	0%	0	0	31	0%	0	0	33	0%	0	0
Crockett	5	0%	0	0	7	0%	0	0	7	0%	0	0
Culberson	14	0%	0	0	11	0%	0	0	10	0%	0	0
Ector	4830	24%	403	4	5904	17%	222	6	9160	10%	244	8
El Paso	10252	0%	0	0	11756	0%	0	0	10586	0%	0	0
Glasscock	2	0%	0	0	4	0%	0	0	6	0%	0	0
Howard	502	6%	5	0	510	0%	0	0	681	3%	0	0
Hudspeth	20	0%	0	0	22	0%	0	0	28	0%	0	0
Irion	4	0%	0	0	0		0	0	1	0%	0	0
Jeff Davis	10	0%	0	0	11	0%	0	0	12	0%	0	0
Kimble	255	10%	4	1	137	20%	0	2	412	7%	3	0
Loving	0		0	0	0		0	0	0		0	0
McCulloch	8	0%	0	0	8	0%	0	0	11	0%	0	0
Martin	152	13%	4	0	240	0%	4	0	464	6%	8	0
Mason	26	0%	0	0	41	0%	0	0	28	0%	0	0
Menard	15	0%	0	0	12	0%	0	0	13	0%	0	0
Midland	2967	18%	188	0	2932	0%	64	0	4634	8%	49	2
Pecos	136	0%	0	0	130	0%	0	0	107	0%	0	0
Presidio	45	0%	0	0	30	0%	0	0	42	0%	0	0
Reagan	22	0%	0	0	19	0%	0	0	22	0%	0	0
Reeves	174	0%	0	0	180	0%	0	0	202	0%	0	0
Schleicher	8	0%	0	0	1	0%	0	0	0		0	0
Sterling	1	0%	0	0	1	0%	0	0	0		0	0
Sutton	29	0%	0	0	19	0%	0	0	21	0%	0	0
Terrell	4	0%	0	0	4	0%	0	0	9	0%	0	0
Tom Green	1371	5%	119	6	1357	3%	18	4	2865	2%	34	10
Upton	173	32%	7	0	133	0%	7	0	195	6%	2	0
Ward	148	0%	0	0	767	0%	14	2	763	36%	0	0
Winkler	255	28%	13	0	359	25%	4	3	635	9%	14	2
Total	22094	9.4%	761	11	25641	8.6%	348	19	32475	10.8%	370	22

ILI by Age Group



This chart documents the number of ILI admissions in hospitals around the region by age group from syndromic surveillance data. It excludes ILI with a confirmed COVID-19 discharge diagnosis.

Influenza in Schools*

There are 5 regional schools reporting influenza cases for Week 47, and 4 regional schools reporting respiratory illnesses in students and staff.

***current data is limited to schools that are not covered by local health departments**

Flu-Associated Pediatric Deaths & Outbreaks

No flu-associated pediatric deaths have been reported in PHR 9/10 this flu season. In PHR 9/10, no flu outbreaks have been reported for Week 46.

For a more comprehensive look at respiratory illnesses circulating throughout Texas, please visit: <https://www.dshs.state.tx.us/IDCU/disease/influenza/surveillance/2022-2023-Texas-Influenza-Surveillance-Activity/> and select the "Current Extended Flu Activity Report"