



TEXAS
Health and Human
Services

**Texas Department of State
Health Services**

Required Risk Adjusted Benchmarking

American College of Surgeons (ACS)

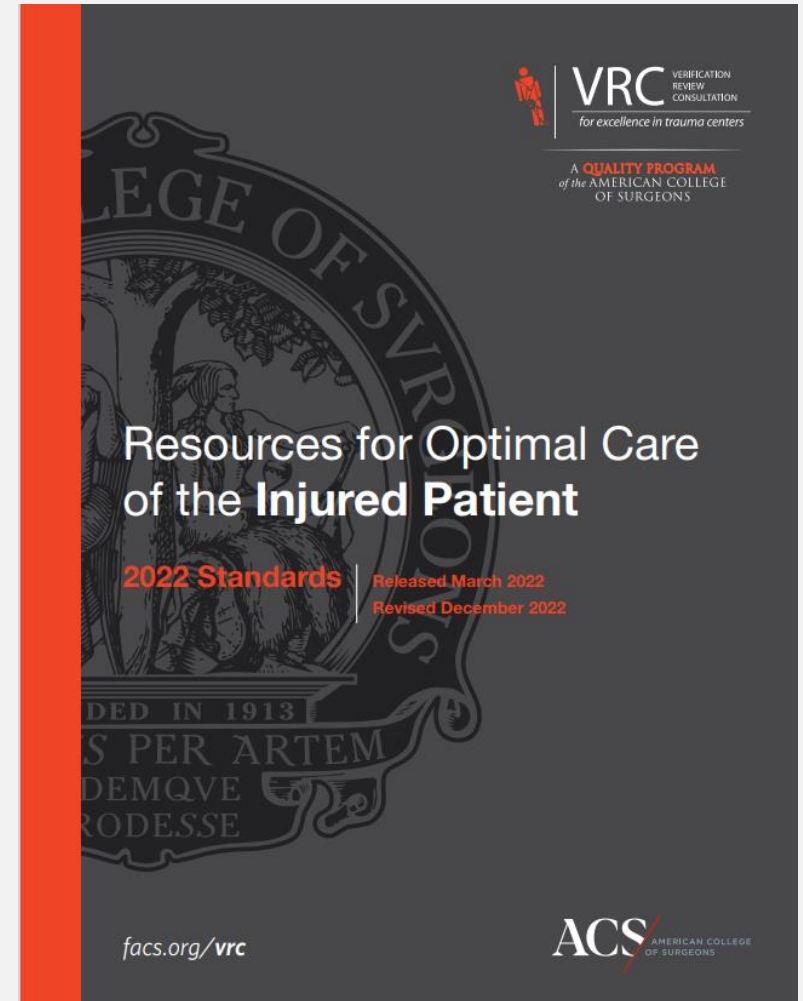


TEXAS
Health and Human
Services

Texas Department of State
Health Services

ACS (Gray Book) Requires

- ACS Resources for Optimal Care of the Injured Patient 2022 (Gray Book)
 - ALL Level I, II, and III verified trauma centers must participate in a risk adjusted benchmarking program
 - The centers **MUST USE** the **RESULTS** to determine whether there are opportunities for improvement in patient care and registry data quality



WHY PARTICIPATE IN TQIP?



TEXAS
Health and Human
Services

Texas Department of State
Health Services

Benchmarking

TQIP offers access to detailed data with blinded benchmarking against other facilities at state and national levels

Allows you to compare your program with like facilities nationally

Provides comparison with Texas TQIP Collaborative facilities



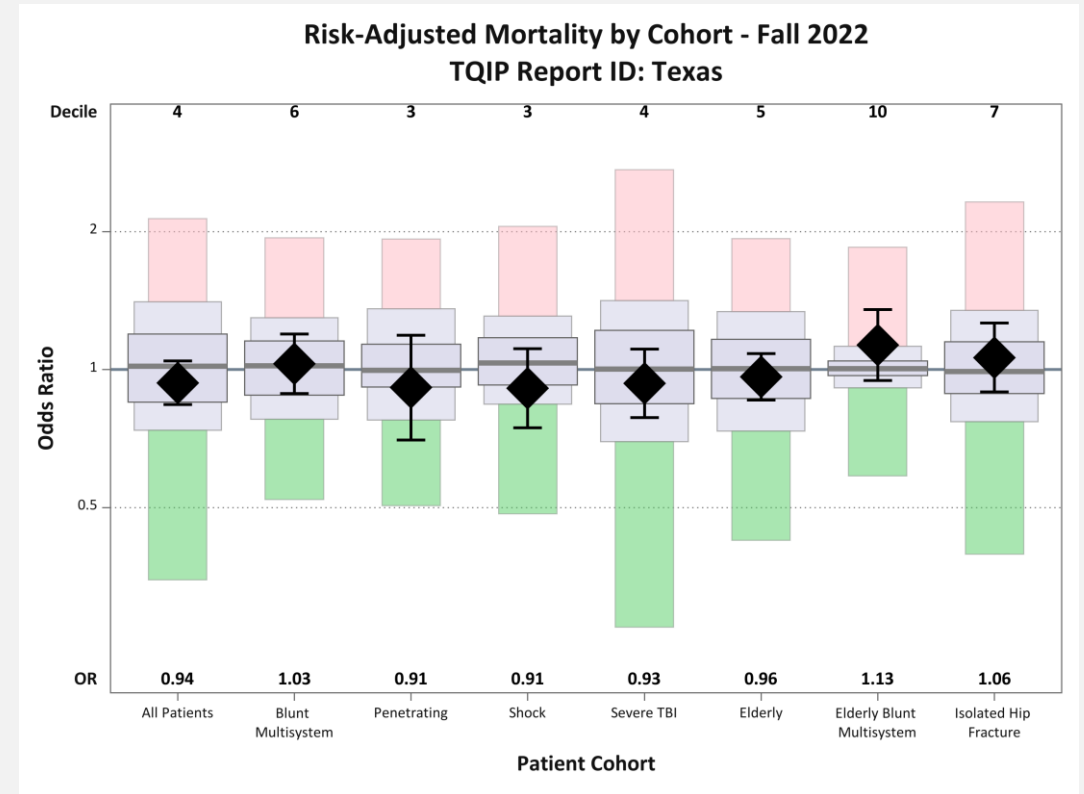
Benchmarking

- Spring and Fall Benchmark Reports
 - Validated risk adjusted benchmarking provides comparison of:
 - Patient Care
 - Outcomes
 - Process Measure Reviews



Benchmarking

- Review of outliers enables programs to do a deeper dive for greater opportunities for improvement



Process Improvement



TQIP Benchmark reports help drive PI and process outcome focus areas



Review of reports with team and stakeholders provides a greater understanding of the impact of PI process



The drilldown reports are great tools

Drive PI projects
Goal Setting



Process Improvement




TQIP can be utilized to confirm improvements made in your program



Reports facilitate multi-specialty involvement in your PI program

Data Quality

- Review of TQIP reports with team and stakeholders
 - Allows for a greater understanding of the impact of the registry data quality
- Helps to focus your data
- Data quality reports provide external data validation
 - Measure accuracy
 - Address quality of abstracting



Data Quality

- Helps your facility see how data is affected by
 - Documentation
 - Abstracting
 - Validation
 - Dashboards
 - Benchmarking



Networking and Growth Development

- Working with Administrators and Providers
 - TQIP can provide data to support program improvements and needed additions
 - Great way to improve or energize engagement in your program



Networking and Growth Development

TQIP gives you input at a national level

Provides peer support

- Google group

TQIP Peer Coaching initiative provides a potential opportunity for additional support



Education

- Education is available via TQIP Education Portal
 - Participation Guide
 - TQIP Basics and Data Quality
 - How to Evaluate your Report and Utilize tools
 - Toolkits for Process Measures and Report Criteria
 - Access to ACS TQIP Best Practice Guidelines
 - Video tutorials on TQIP Analytics



Education



NTDB Algorithms

Pre-existing Conditions
Hospital Events



Monthly quizzes with reviews that help the team understand and learn more about the NTDB Data Dictionary



Updated NTDB Data Dictionary Review



Education

- TQIP Annual Conference
 - Your TQIP fee includes registration for 2 people from your program
 - It is available virtually (after conference) and in-person
 - There are also interesting pre-conference workshops



After Joining TQIP: What's Next?



Timely quarterly submissions



Evaluating your benchmark reports



Sharing reports with your medical director and liaisons



Taking actions based on your reports to improve your system, data and patient care

After Joining TQIP: What's Next?



Benchmark reports should drive change in your program



Actions you take can be submitted for a poster/podium presentation at the TQIP conference



Share your ideas and successes with others

Thank you!