



2016 DSHS Arbovirus Activity Report
Week #19 (ending May 14, 2016)
Report Date: May 17, 2016

Table 1. 2016 Arbovirus Activity Summary, Texas, Weeks 1-19

Disease	Positive Mosquito Pools	Avian	Equine	Sentinel Chicken	Human						TOTAL
					Febrile Illness	Neurologic Illness	Severe Dengue	TOTAL (HUMAN)	Deaths	PVD ²	
California Serogroup ¹	1							0			1
Chikungunya					3			3			3
Dengue					7			7			7
Eastern Equine Encephalitis								0			0
St. Louis Encephalitis								0			0
West Nile	2		1					0		2	3
TOTAL REPORTS	3	0	1	0	10	0	0	10	0	2	14

¹California Serogroup includes California encephalitis, Jamestown Canyon, Keystone, La Crosse, snowshoe hare, and trivittatus viruses.

²PVD - Presumptive viremic blood donors are people who had no symptoms at the time of donating blood through a blood collection agency, but whose blood tested positive when screened for the presence of WNV. Unless they meet the case reporting criteria, they are not counted as a case for official reporting purposes and are not included in the "Total" column.

NOTE: For daily case counts and additional information related to Zika virus, please visit www.texaszika.org.

Table 2. 2016 Arbovirus Activity by County, Weeks 1-19

County	CAL		CHIKV*		DENV*		EEEV				SLEV			WNV								COUNTY TOTAL
	M	H	M	H	M	H	M	E	SC	H	M	SC	H	M	A	E	SC	H				
																		WNF	WNND	PVD‡	TOTAL	
Burnet						1																1
Dallas						1																1
Denton	1																			1		1
Ector						1																1
Fort Bend				1																		1
Galveston				1																		1
Harris						1														1		1
Limestone																1						1
McLennan						1																1
Nueces						1																1
Tarrant														2								2
Travis				1		1																2
Total Number of Reports	1	0	0	3	0	7	0	0	0	0	0	0	0	2	0	1	0	0	0	2	0	14

M - mosquito A-avian E-equine SC- sentinel chicken H- human WNF - West Nile Fever WNND - West Nile Neuroinvasive Disease

CAL - California Serogroup Viruses

CHIKV - Chikungunya Virus

DENV - Dengue Virus

EEEV - Eastern Equine Encephalitis Virus

SLEV - St. Louis Encephalitis Virus

WNV - West Nile Virus

*All reported cases are imported.

‡PVDs are not included in any of the "total columns".

Figure 1. Texas Counties Reporting any Arbovirus Activity, Weeks 1-19



Arbovirus Activity*

2016

Report Date: May 17, 2016

-  County with California Serogroup Activity
-  County with West Nile Virus Activity

*Indicated by an arbovirus-positive bird, mosquito pool, sentinel chicken, horse, human or presumptive viremic donor

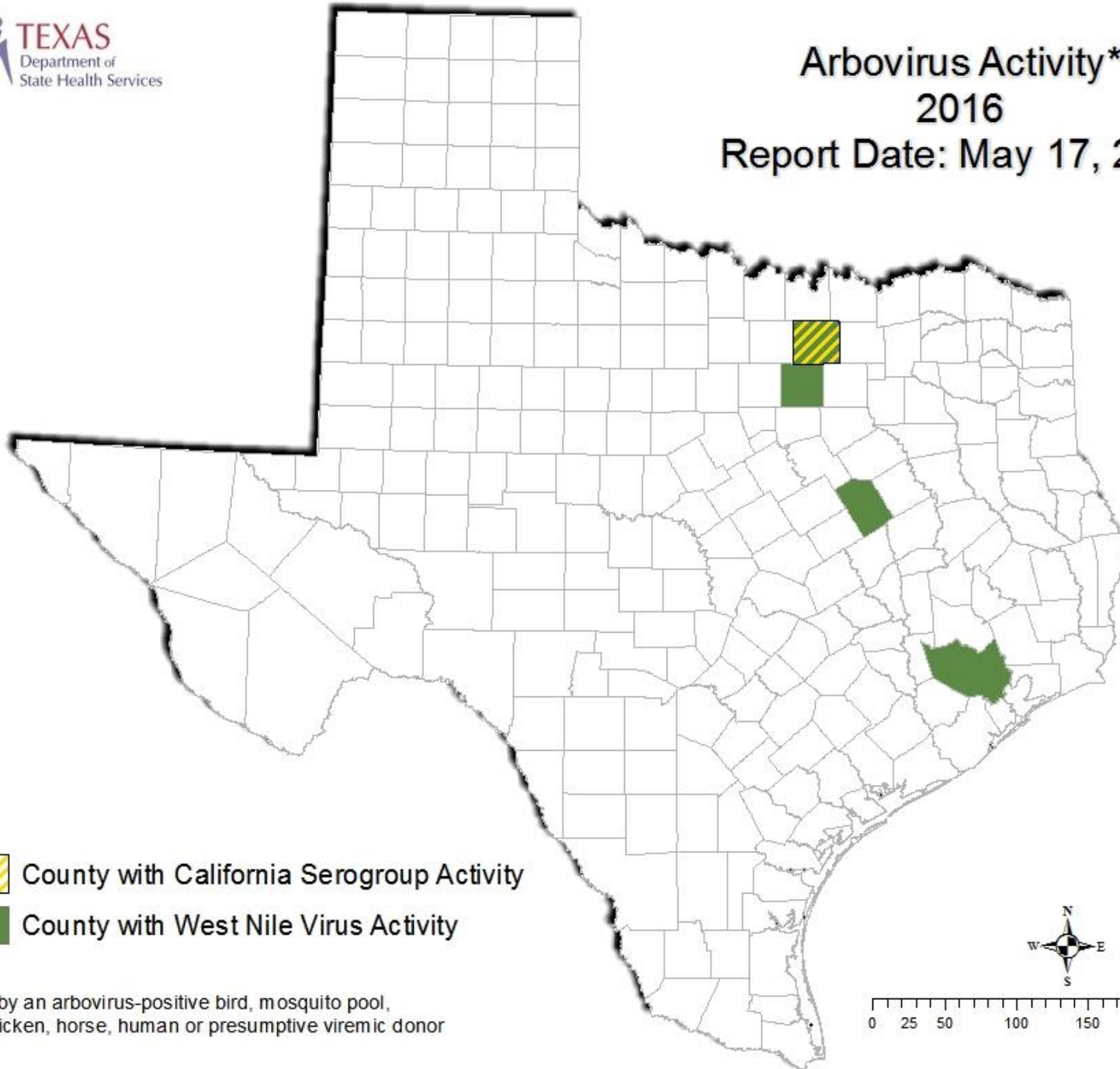
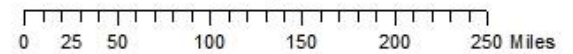


Figure 2. Epidemiologic Curve of Mosquito WNV Activity, 2014-2016

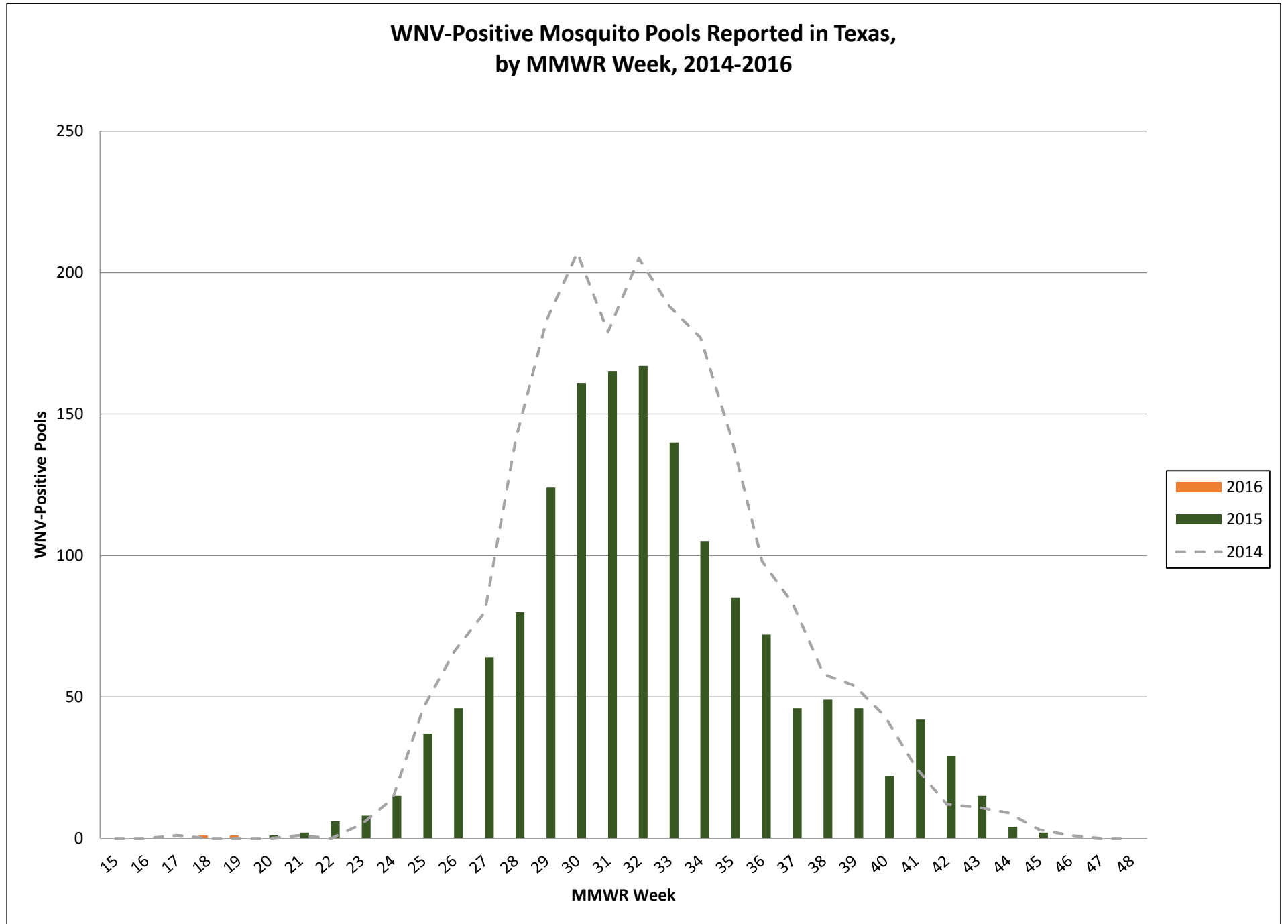


Figure 3. Epidemiologic Curve of Human WNV Activity, 2014-2016

