



**DSHS Arbovirus Activity Report**  
**Week #48 (ending November 28, 2014)**  
**Report Date: December 2, 2014**

**Table 1. Arbovirus Activity Summary, Texas, Weeks 1-48**

Virus	Mosquito			Avian	Equine	Human						TOTAL
	DSHS Lab Reports	Non-DSHS Lab Reports	TOTAL (MOSQUITO POOLS)			Fever	Neuroinvasive	Hemorrhagic Fever	TOTAL (HUMAN)	Deaths	PVD‡	
<b>CHIKV*</b>						58			58			58
<b>DENV*</b>						17		1	18			18
<b>EEEV</b>					5							5
<b>SLEV</b>	5	2	7			2	1		3			10
<b>WNV</b>	310	1714	2024	77	22	109	207		316	4	59	2439
<b>TOTAL REPORTS</b>	315	1716	2031	77	27	186	208	1	395	4		2530

CHIKV - Chikungunya Virus

DENV - Dengue Virus

EEEV - Eastern Equine Encephalitis Virus

SLEV - Saint Louis Encephalitis Virus

WNV - West Nile Virus

\*All reported cases are imported.

‡PVD - Presumptive viremic blood donors are people who had no symptoms at the time of donating blood through a blood collection agency, but whose blood tested positive when screened for the presence of West Nile virus. Unless they meet the case reporting criteria, they are not counted as a case for official reporting purposes and are not included in the "total reports" column.

**Table 2. Arbovirus Activity by County, Weeks 1-48**

County	CHIKV*		DENV*		EEEV			SLEV		WNV							COUNTY TOTAL**
	M	H	M	H	M	E	H	M	H	M	A	E	H				
													WNF	WNND	PVD‡	TOTAL	
Angelina														3	1	3	3
Austin														2		2	2
Bailey													1	1		2	2
Bastrop													1			1	1
Bell															1		
Bexar		5										1	2	3		5	11
Bowie															1		
Brazoria		2		1						17			4	4	1	8	28
Brazos										15			1	2		3	18
Briscoe													3	1		4	4
Caldwell												1					1
Cass						1											1
Castro													4	1	1	5	5
Clay													1			1	1
Collin		2		1						2			1		1	1	6
Colorado													1			1	1
Comal		1												2		2	3
Crosby													1	1	2	2	2
Dallas		6		1						116			7	4	2	11	134
Deaf Smith													2	1		3	3
Denton		7		1						25			1	3	1	4	37
Ector														2		2	2
El Paso		2		2				3		4		1	7	8		15	27
Ellis										3			1			1	4
Erath													1			1	1
Floyd													1	1		2	2
Fort Bend		1								14			2	2		4	19
Freestone				1												0	1
Galveston				1						7			1	1	1	2	10
Gonzales		1										3					4
Gray														1		1	1
Grayson										16		1					17
Gregg		1															1
Grimes													1	2		3	3
Guadalupe		1															
Hale													1	1		2	2
Hall													2			2	2
Hansford														1		1	1

County	CHIKV*		DENV*		EEEV			SLEV		WNV							COUNTY TOTAL**
	M	H	M	H	M	E	H	M	H	M	A	E	H				
													WNF	WNND	PVD‡	TOTAL	
Hardin						1									1		1
Harris		8		1				1	2	1285	77		21	77	20	98	1472
Haskell													1			1	1
Hays		2															2
Hemphill													1			1	1
Henderson														1		1	1
Hidalgo		1		1								2		2	1	2	6
Hill															1		
Hockley												1		1		1	2
Hopkins													1			1	1
Hunt								2									2
Hutchinson														1		1	1
Jefferson						1		1		1			1	1		2	5
Jim Wells															1		
Johnson										8							8
Lamb													1	1		2	2
Leon														1		1	1
Liberty												1		5		5	6
Limestone															1		
Lipscomb													1			1	1
Lubbock													3	4	1	7	7
Madison												1					1
Martin														1		1	1
Matagorda									1							0	1
McLennan														1		1	1
Medina												1					1
Midland		1												2		2	3
Montgomery		1		2						182		2	9	21	5	30	217
Moore												1		1		1	2
Navarro													1	1		2	2
Newton						1											1
Nueces				1						1				2		2	4
Ochiltree												1		1		1	2
Orange		1								1					1		2
Palo Pinto															1		
Parker												1	1			1	2
Parmer													2			2	2
Polk														1		1	1
Potter													3	5	3	8	8
Randall													5	6	5	11	11
Rockwall										1							1

County	CHIKV*		DENV*		EEEV			SLEV		WNV							COUNTY TOTAL**
	M	H	M	H	M	E	H	M	H	M	A	E	H				
													WNF	WNND	PVD‡	TOTAL	
Runnels														1		1	1
Smith														1		1	1
Swisher													2	1		3	3
Tarrant		7								317			7	8	4	15	339
Taylor														1		1	1
Tom Green				1										3	2	3	4
Travis		7		3						6		1	1	4		5	22
Tyler						1											1
Uvalde														1		1	1
Walker														2		2	2
Waller												1	1			1	2
Washington												1					1
Wichita										1		1		1		1	3
Williamson		1		1						2				1		1	5
Total Number of Reports		58		18		5		7	3	2024	77	22	109	207	59	316	2530

M-mosquito A-avian E-equine H-human

CHIKV - Chikungunya Virus

DENV - Dengue Virus

EEEV - Eastern Equine Encephalitis Virus

SLEV - Saint Louis Encephalitis Virus

WNV - West Nile Virus

WNF - West Nile Fever

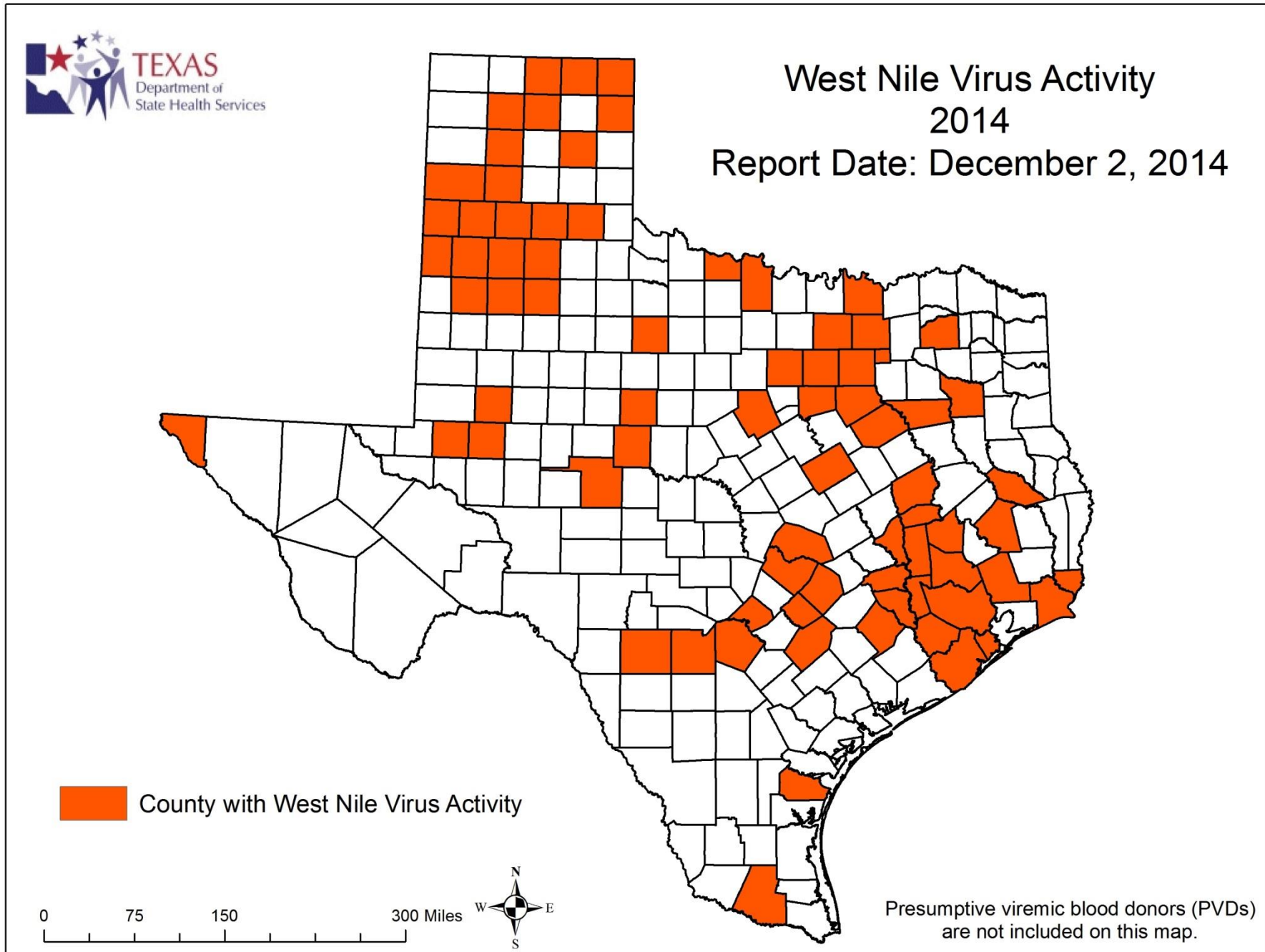
WNND - West Nile Neuroinvasive Disease

\*All reported cases are imported.

\*\*Total may not equal the sum of the contributing subtotals because some counties will have reports from multiple species and/or for multiple diseases or disease syndromes.

‡Presumptive viremic blood donors (PVDs) are not included in any of the "total columns".

Figure 1. Texas Counties Reporting any WNV Activity, Weeks 1-48



A Texas map showing the names of each County is available at [www.dshs.state.tx.us/regions/stregctymap.pdf](http://www.dshs.state.tx.us/regions/stregctymap.pdf).

Figure 2. Epidemiologic Curve of Mosquito WNV Activity, 2011-2014

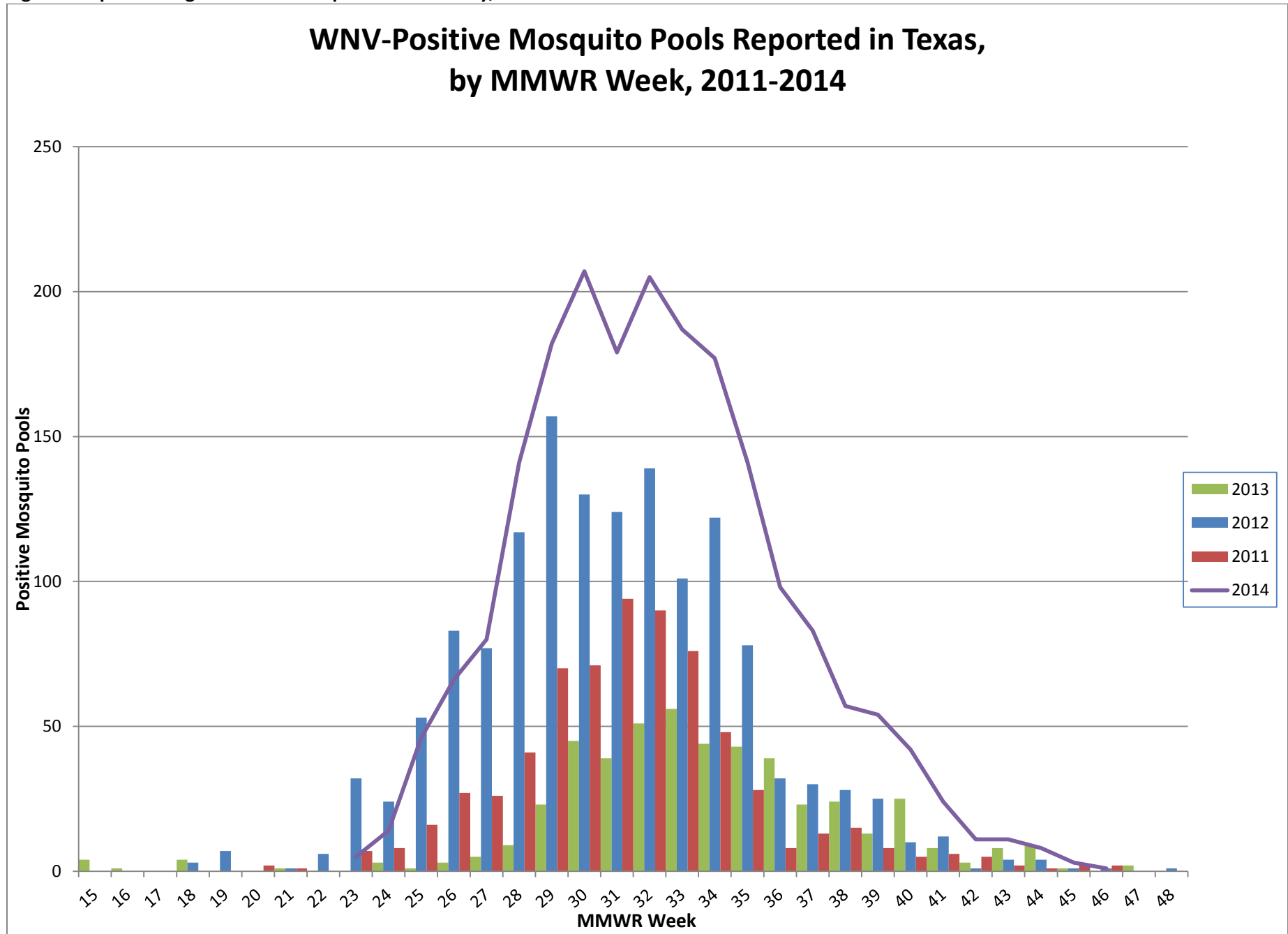
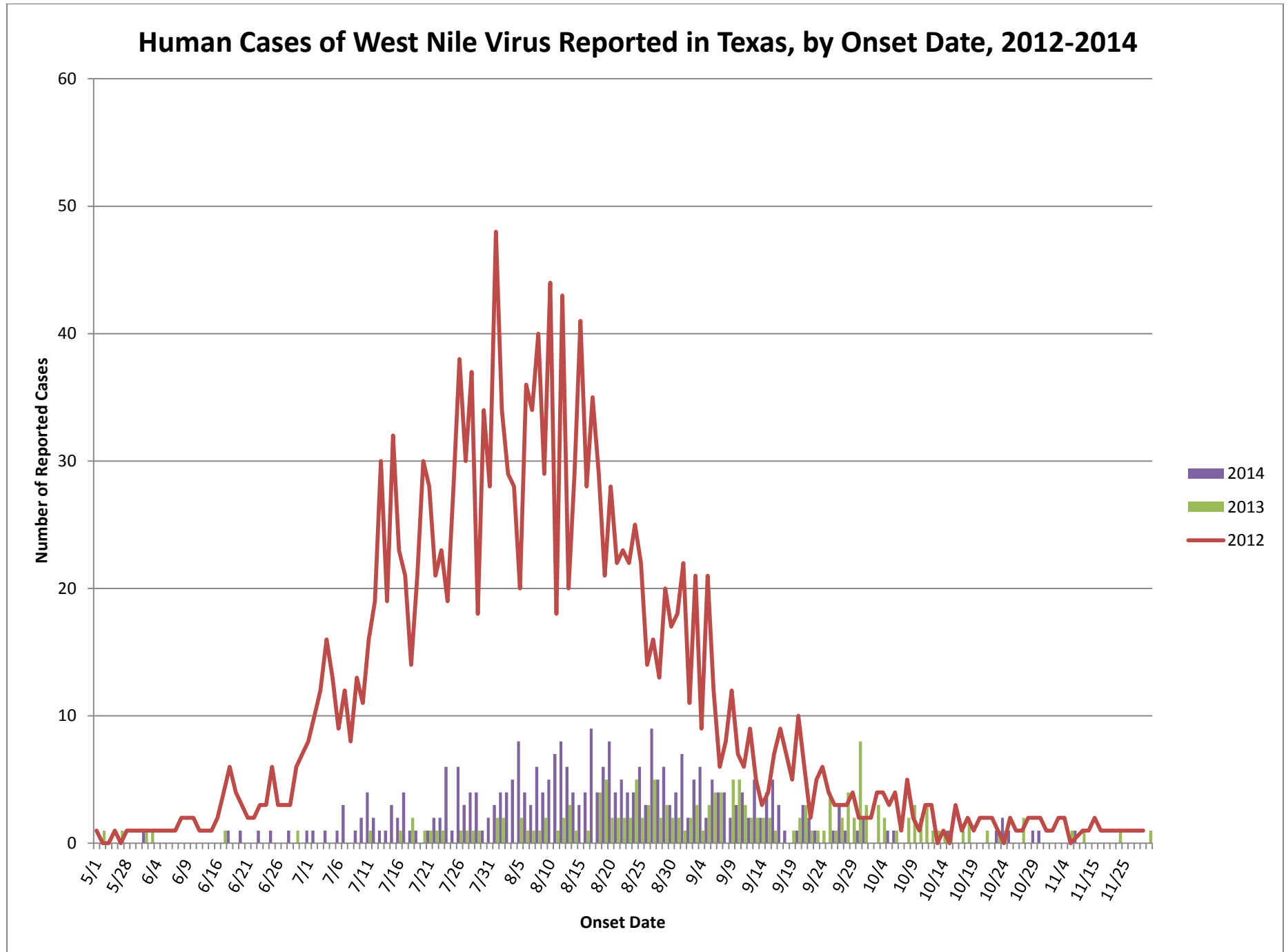


Figure 3. Epidemiologic Curve of Human WNV Activity, 2012-2014



For more detailed information about arboviruses found in Texas, please visit <http://www.dshs.state.tx.us/idcu/disease/arboviral/>.